



# Report of the Science-Policy Dialogue in Oceania on the IPBES Asia-Pacific Regional Assessment

Rydges Capital Hill | Canberra, Australia | 4-5 April 2019

# Table of Contents

Executive Summary.....	2
1. Concept .....	5
2. Inaugural session .....	6
2.1 Opening remarks.....	6
3. Dialogue .....	11
3.1 Themes .....	11
3.2 Challenges, Messages and Recommendations on Key Themes .....	11
3.2.1 Challenges .....	11
3.2.2 Messages .....	13
3.2.3 Recommendations .....	14
4. Closing .....	16
5. Analysis of Main Outcomes .....	17
5.1 Challenges and Solutions .....	17
5.2 IPBES uptake and future assessments .....	24
6. Acknowledgements .....	29
7. Appendices .....	30
7.1 Programme.....	30
7.2 Summary of breakout group discussions .....	38
7.3 Participants' list.....	57
7.4 Presentations.....	60
7.5 Selected photographs .....	125
7.6 Oceania pre-dialogue survey results .....	128
7.7 Responses to the feedback survey from Oceania SPD participants .....	132

## Executive Summary

The purpose of the Oceania Sub-regional dialogue was to facilitate understanding of the findings of the Assessment, including policy options to mitigate the deterioration of biodiversity and ecosystems in the region. The feedback from delegates relating to the effectiveness and uptake of the IPBES Assessment include: low visibility of the Assessment, particularly at the national level; lack of clarity and collaboration around the delivery of key messages; a top down approach in the creation of the IPBES Assessment, which has led to a lack of ownership; and the ability to effectively engage with communicators and stakeholders to enact policy recommendations. Furthermore, there appears to be a lack of understanding of IPBES goals and objectives by some governments. However, there was a clear consensus on the importance of future IPBES Assessments, particularly in providing policy direction to help ameliorate the worsening deterioration of biodiversity and ecosystem services in the region. The key recommendations from this dialogue will assist in this process moving forward.

The extreme remoteness, large area, poor communication technology and relatively small population (relative to greater Asia) of the Oceania jurisdiction has made it difficult to connect people, organisations and Governments effectively. Lack of human resources, funding and the sheer vastness of Oceania and the Pacific Island Countries (PICs) has also made it difficult to ensure the adequate conservation of protected areas and biodiversity values. More effective transboundary cooperation has been a good way to address these concerns. The Coral Triangle Initiative is a good transboundary cooperation mechanism along with The Pacific Ocean framework, which are coordinated across large ocean States. The Pacific Island Forum has also been beneficial in informing national planning for many Pacific Island Countries and therefore promoting the work of IPBES through these fora would be particularly useful. Furthermore, the cross pollination of ideas and best practice works more effectively across jurisdictions through these multilateral forums and initiatives.

The issues relating to threatened and invasive species were also discussed in detail and highlighted policy failures on a number of fronts. For the control of invasive species there are challenges relating to ensuring adequate border control and quarantine. Climate change, high rates of urbanization, illegal wildlife trade and fishing, as well as the expansion of agriculture have all contributed to a decrease and a deterioration of the region's unique biodiversity values. Forests, alpine ecosystems, inland freshwater and wetlands, coastal systems are the most degraded ecosystem types. The delegates regarded conservation is best done *in situ* but when species are wiped out, *ex situ* is an option. There is also a need to incorporate research and indigenous knowledge and findings into policy, as well as strengthening cross sectoral/border cooperation.

The Oceania Science-Policy Dialogue identified the importance of Indigenous and Local Knowledge (ILK) and the fact that more emphasis should be made to recognize the benefits of ILK, and to integrate this knowledge into decision-making processes and

management plans. Protecting threatened species has also emerged as a regional priority and, particularly, the role ILK can play in protecting vulnerable species. There is also a need to work with indigenous people in a culturally sensitive way in order to co-manage threatened species populations. Traditional knowledge should also be better recognized through supporting more indigenous research. Some cross-cutting work between Indigenous Knowledge with Community Knowledge is also required.

The problems and benefits around the uptake of the IPBES Asia-Pacific Regional Assessment were also discussed. The low visibility of IPBES at the national level has led to limited awareness of IPBES by government ministers in most countries. Clearly, the lack of coordination roles and disconnect within government bureaucracies have impacted on the effective dissemination of IPBES Assessments across relevant departments. The responsibilities associated with the dissemination of regional assessment is unclear and should be defined. Furthermore, national initiatives on biodiversity conservation are driven by other mechanisms other than IPBES and as such it was also identified that there is a lack of collaboration by IPBES with other groups (e.g. IUCN) working on biodiversity conservation.

The development and implementation of biodiversity policy into action focused on a number of key points. In general, “political will” is a common problem across the political spectrum and is an issue that is relevant to both aspects (developing policy and implementation of policy). Political will is essential in directing resources to a particular project. However, the lack of both financial and human resources was seen as a major impediment to the delivery of policy recommendations. Also, there appears to be a disconnection between the funding donors and the need to address specific challenges.

The Dialogue looked at how future assessments could be improved. Support for using IPBES assessment reports recognised the need for further capacity building, particularly in the area of communication and outreach. The IPBES regional assessment could be translated into a much simpler document for policymakers and the general public to understand. Language and user-friendliness of assessment reports were seen as important issues for both policy makers and local community groups. For example, a communications package to aid Focal Points in delivering key messages would be a good starting point. Also, developing guidelines to bring information to specific target audiences (e.g. similar to Natural Capital Protocol) were viewed as an essential element in conveying important and urgent policy directions. There also needs to be more of an emphasis on the “rewording” of key messages for greater impact and understanding. An organisation such as SPREP could translate data and key messages into a more user-friendly format with better use of language that could be understood by local people and organisations.

The Dialogue identified the need to move beyond the more conventional policy mechanisms and to begin targeting businesses and industries. There is an urgent need to engage the private sector to partner with influential people in business and to engage conservationist who can “talk in a business language”, for example, through Global



Partnership for Business and Biodiversity under CBD, Natural Capital Coalition.

Overall, the Science-Policy Dialogue on the IPBES Asia-Pacific Regional Assessment for Oceania has provided an overview of how and where improvements can be made with respect to future Assessments. The Dialogue has also highlighted the need for a more holistic approach to managing biodiversity and protect areas through better use of Indigenous Knowledge, clearer messengering of key policy recommendations and more emphasis on greater transborder cooperation, including improved communication strategies between countries and industry sectors.

## 1. Concept

The Intergovernmental Science-Policy Platform on Biodiversity and Ecosystem Services (IPBES) was established in 2012, to strengthen the science-policy interface for biodiversity and ecosystem services for the conservation and sustainable use of biodiversity, to facilitate long-term human wellbeing and sustainable development<sup>1</sup>.

The “Capacity Building Project for the Implementation of IPBES Asia-Pacific Regional Assessment” is funded by the Japan Biodiversity Fund through the Secretariat of the Convention on Biological Diversity (CBD).

Under the project’s third component, the Institute for Global Environmental Strategies (IGES) and the Asia-Pacific Network for Global Change Research (APN), in collaboration with the IPBES technical support unit for the Asia-Pacific Regional Assessment (IPBES-TSU-AP), organized two subregional science-policy dialogues for South Asia and West Asia; and Oceania. IGES is holding the third dialogue for East Asia and Southeast in October 2019.

The purpose of the dialogues is to facilitate understanding of the findings of the Assessment, including the policy options to mitigate the deterioration of biodiversity and ecosystems in the region. The primary audience is national policymakers, while other decision-makers and stakeholders are invited.

### **Key components of the dialogues**

- Information sessions in which Assessment authors and others overview the findings of the Assessment
- Group discussions focused on relevant issues
- Collective problem-solving with the guidance of facilitators
- Contemporary examples of challenges faced
- Discussions on the uptake and use of the Assessment Report and further needs

### **Preparation for the dialogues**

The dialogues are designed to allow discussion among participants, especially policymakers, around tools available and actions to implement in real life. To prepare for the dialogue, participants are encouraged to read the Assessment’s summary for policymakers (SPM) and consider current issues relevant at the subregional level for discussion among participants.

---

<sup>1</sup> IPBES. (n.d.). About What is IPBES?. Retrieved June 20, 2019, from <https://ipbes.net/about>

## 2. Inaugural Session

**Moderators: Dr. Lance Heath and Ms. Christmas de Guzman, APN**

**Rapporteur: Members of SPD Secretariat (Kirsty Barber and Quinn Franklin Roberts)**

### 2.1 Opening Remarks

**Australian Government Department of the Environment and Energy  
Ms. Kelly Buchanan, Head, International Policy Section, DOEE**

Australia is a unique megadiverse country. Despite this, much of Australia's biodiversity is under immense pressure from global warming, land clearing and population growth. A cornerstone of Australia's climate change policy is to strengthen resilience to the impacts of climate change in the Pacific through resilience intervention strategies and programmes.

As part of phase two of the Department of the Environment and Energy (DOEE) Oceans Programme, there is a strong focus on delivering high quality information to Pacific Governments and communities and to mainstream climate change adaptation strategies at the local and national levels.

Tackling the increasing threat from invasive species has emerged as a national priority. This has led to a Threatened and Invasive Species Strategy developed around an evidence-based approach with measurable targets, good science, and partnerships with state and local agencies. A National Feral Cat Task Force has also been established to track and eradicate feral cat population from protected areas. The Task Force goal is to eradicate two million feral cats by the year 2020.

Protecting threatened species has also emerged as a national priority and particularly the role indigenous can play in protecting vulnerable species. Over the years, illegal wildlife trade has spawned a lucrative black-market economy that has undermined national security and sustainable development.

Reef 2050 Plan is another initiative spearheaded by the Australian and Queensland Governments. This plan is an overarching framework that aims to manage and protect the Great Barrier Reef until 2050 and to develop a greater understanding of long-term impacts. The Reef 2050 Plan is the world-first document that outlines strategies for improving the reefs resilience to climate change and shocks such as coral bleaching and cyclones. DOEE is also actively engaged in the International Coral Reef Initiative (ICRI).

The Biodiversity Conservation Strategy 2010-2030 often referred to as the "Strategy" is a guiding framework for the conservation of Australia's biodiversity for coming decades ahead. The Department is committed to developing a new action plan to further protect ecosystems from the impacts of increasing urbanisation, increased economic growth, land use change from intensive agriculture and climate change. The recently released Oceania and Pacific Report set the scene for the region in the decades ahead.

**Dr. Nadine Saad, Programme Management Officer, Secretariat of the Convention on Biological Diversity**

Dr. Nadine Saad provided an overview of the Japan Biodiversity Fund established at the

10<sup>th</sup> Conference of the Parties (COP 10) aimed at supporting the implementation of Nagoya Biodiversity Outcomes. At the core of the fund are the Aichi Targets and the Strategic Plan for Biodiversity 2011-2020. The fund will help increase the capacity for developing countries to meet targets of the convention and assist those parties involved to adopt and implement the regional assessment. An update on how Parties are meeting goals and targets will be released soon.

Parties will be submitting their Sixth National Reports, which highlight how they implement the targets and biodiversity plan. These will be compiled and a global biodiversity profile will then be produced. Such Global assessments are important because they let us know the current status of biodiversity conservation. These assessments will help establish the post-2020 global biodiversity framework. A major issue, however, is how best to use this information in an informative but practical way? And how can we use this information to make a difference on such a large scale? There is clearly a need to convince policy makers of the importance of such initiatives.

### **Introduction of JBF-IPBES project and objectives of the dialogue**

**Ms. Naoko Nakajima, Director, Tokyo Sustainability Forum, Institute for Global Environmental Strategies (IGES)**

The Institute for Global Environmental Strategies (IGES) based in Tokyo, is conducting a number of Science-Policy Dialogue meetings as part of a Capacity Building Project for the Implementation of the (Intergovernmental Panel on Biodiversity and Ecosystem Service (IPBES) Asia-Pacific Regional Assessment. The project is funded by the Japan Biodiversity Fund through the Secretariat of the Convention on Biological Diversity (CBD).

IPBES was established in 2012, with the aim of strengthening the science-policy interface for Biodiversity and ecosystem services for the conservation and sustainable use of biodiversity, and to facilitate long-term human wellbeing and sustainable development. IGES in collaboration with the Asia-Pacific Network for Global Change Research (APN) and IPBES technical support unit for the Asia-Pacific Regional Assessment has conducted two sub-regional Science Policy Dialogue meetings in the Asia Pacific region: 1) South Asia and West Asia (Kathmandu, Nepal); 2) Oceania (Canberra, Australia); and the final Dialogue meeting will be held in 3) East Asia and Southeast Asia (Bangkok, Thailand) planned for October 2019. The purpose of these dialogues is to facilitate understanding of the findings of the Assessment, including the policy options to mitigate the deterioration of biodiversity and ecosystems in the region.

It is expected that the final stage of the project will help enhance decision making in regions. Biodiversity policy can be strengthened by the uptake of the regional assessment. The key component of the dialogues- knowledge of policy makers and experts and the exchange of views for the post-2020 global framework.

### **Major highlights of the SPM of the Regional Assessment for the Asia-Pacific region with a focus on status, trends, drivers and scenarios**

**Dr. Madhav Karki, IPBES Asia-Pacific RA Co-Chair and IPBES MEP Member**

Dr. Karki provided an overview of the highlights of the Summary for Policymakers (SPM) Regional Assessment of the Asia-Pacific region with a focus on status, trends, drivers and scenarios. The SPM regional assessment involved experts from over 25 countries. The aim of the assessment was to provide policymakers with helpful and useable information on

the current state of biodiversity in the region.

Major highlights of the SPM include:

- **Biodiversity:** This region is one of the most biodiverse regions with 17 of the 36 global biodiversity hotspots, and 7 of the 17 mega-diverse countries. Highest marine diversity and largest areas of coral reefs and mangroves.
- **Cultural Diversity:** The Asia-Pacific region is undergoing rapid economic growth and change. Biodiversity underpins human wellbeing and future as they are dependent on ecosystem services. There are around 4.5 billion people in the Asia-Pacific region. This region has among the fastest urbanization rates in the World. Agriculture is a leading employer across the Pacific and there is a high degree of extreme poverty in some subregions resulting in a high demand for provisioning services that depend upon forest products for medicine, food and wellbeing.
- **Oceania focus:** The Oceania region is both bio-culturally and physically diverse. High urbanization and expansion of agriculture has led to a decrease in the region's unique Biodiversity.
- **Future projections and trends:** Ecosystem services have a high value in the Oceania region. Evaluation is dependent upon economics, but it should move toward the valuing wetlands and forests. There are contrasting trends in the status of biodiversity and ecosystem services. All major ecosystems are being threatened. There is a steep decline in emblematic wildlife and endemic species. Yet, there is an increase in forest cover. The increase in forest covers and protected areas are not in key biodiversity areas. There is still a high rate of species loss and threat status. There is the largest number of extinct species but the lowest for species extinction risk. All scenarios for 2050 point to biodiversity loss with some constraints over some scenarios. Overall, the scenarios point to the following loss or degradation:
  - 45 % anticipated loss of habitats and species
  - 90 % severely degraded corals
  - 24 and 29 % of mammals and birds to go extinct.
  - 90 % of coral reefs will experience adverse impacts
- **Drivers:** The indirect drivers influence direct drivers that we can measure. However, the indirect drivers are increasingly playing a very complex role. There is poor understanding of the indirect drivers. There is a need for a holistic view to understand the impacts.

For coral reefs, a rise in sea surface temperature and ocean acidification will lead to further coral bleaching and the inability for corals to form their calcium carbonate structures. Even the best-case scenarios show coral reefs are still at high risk and directly impacted by a combination of drivers. Climate change, land use change, energy utilisation and mining have led to increased pressure on coral reef systems. Australia is in the top ten coal producing countries in the World and leading mineral provider.

Invasive alien species, waste and pollution costs the Australian economy around \$9 billion annually and threatens freshwater and human health. However, the most significant pressure for biodiversity is climate change.

Overall there are both positive and negative scenarios and there are still options available

to take action and reverse the trend, and in some cases, halt biodiversity loss. For example, due to increase in forest and PA cover, there has been a decline in fuel wood can help achieve Aichi targets 4, 5, 11 and SDG 12, 14, 15. However, Key Biodiversity Areas must be covered.

Enabling policies and participatory, multi-level governance can create positive outcomes if implemented effectively, proactively, with collaborative and coherent actions to harness multiple values of nature. The recent findings suggest that overall health is poor, with new drivers of change such as urbanization, invasive alien species, pollution and cultural change and migration exacerbating existing problems.

**Presentation on the policy options identified in the AP Assessment Report**  
**Dr. Md Saiful Karim, IPBES Asia-Pacific Regional Assessment Chapter 6 Lead Author and Dr. Madhav Karki**

Dr. Md Saiful Karim from Queensland University of Technology (QUT) provided an overview on the policy options identified in the AP Assessment Report. The outcomes of the report revealed that Challenges are present in all sub regions. The assessment report also revealed that different types of legal and regulatory instruments have opportunity as well as restraints. The Legal and regulatory framework operates as top down approach.

With respect to the Oceania region, a law was enacted for the conservation of the environment that was solely based on Western Law. This law is somewhat flawed and as such is not very effective because its derivation is based on a developed institutional environment. Consequently, developing countries who used this law unfortunately lack the institutional capacity to enact it.

On a positive note, there has been an increase in the number of Ramsar sites in this region. However, despite site protection under law, the change in status also changes its legal status significantly. Currently we do not have enough data for policy and legal instruments and therefore implementation is difficult. It is important that policies are implemented in an integrated manner. This can be achieved by improving the governance and management. A multi-sectoral approach in conjunction with a mix of policies required to improve the status of biodiversity and ecosystem services often works best. Larger policy instruments have to come together for desired impact.

**Key Points:**

- Mainstream and integrate biodiversity conservation into key development sectors;
- Enhance participation of stakeholders;
- Ensure policy synergy and coherence,
- Account the important value of the nature and payment for ecosystem services;
- Proper accounting and meaningful participation of IPLCS, as engagement is lacking;
- Enhance private sector partnerships to leverage finance for biodiversity conservation

**Action Items:**

- Action 1: There is a need for private partnerships.
- Action 2: There is a need to address the underlying cause of biodiversity loss. Increase awareness and value, integration and policy implementation.
- Action 3: There is a need to integrate conservation in poverty re-education and



livelihood improvement programme. Synergy options for SDG 1, 2, 14, 15. Synergies are possible.

### 3. Dialogue

Government representatives from Australia, Cook Islands, Fiji, Kiribati, New Zealand, Marshall Islands, Palau, Papua New Guinea, Samoa, Tonga and Vanuatu as well as IPBES experts and relevant organizations, participated in the event. The dialogue covered a range of topics in plenary, breakout and information sessions. These included discussions on specific challenges being faced in the Oceania region, sharing information on best practices and available policy options, and discussing the policy support and capacity needs of governments as regards the uptake and use of the IPBES APRA report.

#### 3.1 Themes

Key themes for the dialogue were considered following a pre-dialogue survey and distributed among delegates in Oceania. Presentations were delivered by **Kiribati, Australia, Vanuatu and Samoa** on the following specific challenges:

1. Managing the eradication of invasive alien species
2. Threatened species
3. Policymaking and implementation; enforcing legislation on biodiversity
4. Having appropriate policies

The ensuing dialogue centered on IPBES and its Asia-Pacific Regional Assessment Report, and in particular the key messages from the Summary for Policymakers. Some of the challenges, messages and recommendations are outlined in the following sections.

#### 3.2 Challenges, Messages and Recommendations on Key Themes<sup>2</sup>

##### 3.2.1 Challenges

In the context of the main themes of the dialogue, The Phoenix Island protection area (PIPA) in Kiribati spans 408,250 sq. km of marine and terrestrial habitats in the central Pacific Ocean and declared a World Heritage Site by UNESCO in 2010. PIPA has 8 and flora, some of which are endangered. The main challenge in PIPA is Invasive alien species (IAS) that including rabbits, Asian and Pacific rats and cats, who are now inhabiting the Island. While some eradication programs have been successful while others have failed.

In order to control further degradation stronger border control options are now being considered and addressed by closing off the entire PIPA area from commercial fishing. Entry to the PIPA will require a PIPA Permit and permit holders are required to observe and comply with the strict biosecurity protocols when entering the PIPA. However, limited financing has led to a lack of quarantine supervision, monitoring and surveillance for illegal landings.

Traditional knowledge can play a major role in biodiversity conservation and the management of invasive species. The real challenge is that this approach is not always respected by mainstream scientists and not well recognized by the government. How do

---

<sup>2</sup> Discussion and Recommendations on IPBES uptake and future assessments are in Section 5.2

you mainstream traditional knowledge into the overall strategic planning?

Funding has emerged as an important issue. How can we continue to work at the highest level, and make sure the money keeps coming to fund projects? Experience has shown that donors influence a specific project. Therefore, it is important to have some influence over the donor's decision but how can this goal be achieved without the risk of disconnecting the donor from the main challenge?

Governments work within their political term of government. Quite often staff turnover can be high which means that the government may change the plan within each political cycle. There is also a lack of institutionalization knowledge acquired to maintain momentum. Clearly, behavioural change is needed.

Some pressing challenges include:

- Border control
- Donors' disconnect from specific challenges
- Public engagement and behaviour change
- Resource availability and prioritisation
- Linking resources to communities
- Staff turnover and lack of institutional knowledge
- Cross sectoral problem

Threatened species in Australia were highlighted and posed around the question: Are Threatened Species a problem to be solved – or a symptom of other problems? And how can we invoke a positive response among policymakers? Nearly 25 % of the region's endemic species are currently threatened according to the International Union for Conservation of Nature (IUCN) Red List of Threatened Species, although there is a high percentage of data-deficient species.

Freshwater ecosystems in the region support more than 28 % of aquatic and semi-aquatic species, but nearly 37 % of these species are threatened by overfishing, pollution, infrastructure development and invasive alien species. Most of the global population of 370 million indigenous people have distinct, but increasingly threatened, traditions and culture and have been maintaining their livelihoods in harmony (Harmony includes feedback reinforcements).

All jurisdictions have TS legislation; at national level there is a TS Commissioner to expedite work and focus on TS recovery, based on independent science advice. Legislation focuses on development of recovery plans; rather detailed sometimes complex documents. However, a lower faster-acting provision is the Conservation Advice.

Success in threatened species management means a reduction in the threatening processes facing species, and while legislation helps, community interaction and support from all sectors, with identified champions is the real message for success. And early action, not waiting for all the research.

In relation to legislative policy and its implementation, the remoteness and inaccessibility of settlements throughout Vanuatu has led to conflicting legislative priorities throughout the country. While there has been significant progress in the development of environmental institutions and legislation, the focus on economic growth and productivity has taken a toll on the natural resource base and the environment and there is difficulty in enforcing legislation. Further, the lack of legislation means there is limited leverage when conflicting with private developers.

In Samoa, the key challenges for the future include state capacity and resources, in addition to the collection of adequate data, information and strong policy mechanism. The cost of this is often at the need of external assistance. The institutional setting is often at the influence of competing priorities, such as economic development, much like Vanuatu. Mainstreaming of environmental policy into different departments is an approach that can assist in the integration. It is acknowledged that Samoa would benefit from a high level of sector coordination, with synergies from the private sector, to effectively collaborate in delivering biodiversity protection and conservation.

### 3.2.2 Messages<sup>3</sup>

#### On IAS and TS

- The need to eradicate IAS is critical for the Phoenix Island protected areas and for the restoration of bird species (key role in enriching the natural environment).
- The threat of IAS should be removed to help preserve the islands valuable resources (indigenous, nesting grounds).
- Legislation helps but is not all, community interaction and support from all sectors is key
- It is important to look at the invasive species as a whole and not concentrate on one species. We need to treat threatened species in the same way
- Precautionary principle is very important for policymakers to think about. Some concepts have been used for a long time, but it is important to develop new concepts as well. Precautionary principle provides safety for small islands
- Problems across the borders between the states and territories
- Legislation is focused on recovery plans, but it does not always work
- We must think about different ways of providing advice
- Engaging the community is key to save species
- Conservation is best done in situ but when species are wiped out, ex situ is an option
- Some threatened species have had good impacts (native and alien species). We need to be very flexible

#### On Biodiversity policy development and implementation

- Importance of integration of ministries to address biodiversity
- Promotion of synergies, e.g. with budgets

---

<sup>3</sup> More detailed information and analysis is in Section 5

- Resource management is critical to ensure the life of the projects past the lifespan of the current government
- Whole of country approach, also known as mainstreaming
- Sector coordination, e.g. national strategy has 14 sector plans (communications, environment etc.) which have their own coordinators and under these they have the government ministries. Engagement of these coordinators engages the ministries, private sector, and communities.
- Promotion of transparency
- Logistical challenges when an island is considered as a separate entity.
- To do the work that needs to be done with limited staff and resources makes it difficult.
- Enforcement of penalties is still an issue.
- Resources is a key challenge.
- Mainstreaming (whole of country approach) has been improved; however, there is a need to highlight the importance of integrating ministries to address biodiversity.
- Projects begin but there is not always a continuation.
- There is quite often legislation on one hand, but a lack of enforcement/compliance on the other.
- Engagement of cultural norm is critical
- General discussion around the development of Biodiversity Policy focused on the following points relating to policy development. There were eight points that were developed out of the discussions.

### 3.2.3 Recommendations

#### On IAS and TS

- Need to work with indigenous populations in a culturally sensitive way to co-design and co-manage threatened species populations. Endangered languages disappearing faster than endangered species. The way we engaged with indigenous knowledge is important;
- There are international mechanisms focused on threatened species, we need to rethink about these mechanisms. Just adding more RAMSAR sites is not the answer.
- Consider lack of capacity for control of threatened species and consider they can be a symptom for other problems
- Recovery plans may not be as effective or appropriate as conservation advice
- We need to reinforce the negative message and we cannot wait for the signs.
- More community engagement in conservation issues and practices
- More serious consideration to the importance local knowledge

#### On Biodiversity policy development and implementation

- Policy development: there should be an integrated approach to policy development that is inclusive of indigenous groups. There was strong agreement that top-down approaches cause much confusion due to a lack of understanding by community groups and complex legal laws and jargon.

- Transboundary cooperation has been crucial in the administration of illegal trade of wildlife goods. Formal agreements amongst national governments are problematic to ensure ecosystem services are protected at ground-level with ranger and indigenous groups. Coral triangle initiative serves as a good example of transboundary cooperation in which policy is implemented without legislation. This has led to the frequent use of forums and workshops but limited multilateral mechanisms.
- Laws to recognize protected areas should be established and enforced, in addition to the rights of indigenous peoples in these areas.
- Pacific Leaders Forum is a positive contribution to Oceania having the highest amount of framework as compared to any other sub-region. This makes this region the most proactive region in the world in regard to developing biodiversity policy. However, more cooperation is needed for areas beyond some jurisdictions.

### On Capacity Building

IPBES can take on board to improve data gathering, capacity building and cross-sector dialogues:

- SPREP can play function in the facilitation and dissemination of knowledge across the pacific
- Although the key messages are important, we should not ignore all the “background” information and data that is used in extracting the key messages
- We need to identify those who derive the most and least benefit from the IPBES assessment (i.e. who is impacted by the report is important and should be considered)
- IPBES should consider holding a workshop similar to the SPREP Nature Conference or alternatively showcase their capabilities and operate a recruitment drive
- High level bodies are talking a lot about climate change and biodiversity so we need to energise these actors to do more in the Pacific
- Membership, time and money and who influences the whole process is an important consideration
- It is important to take into consideration the way people now communicate in the modern age – Email, twitter, Instagram, Facebook. Facebook is the most commonly used platform for communicating with others in the Pacific and for Pacific Island Communities
- Therefore, developing or using a common communication platform in the pacific is of key importance
- It is important to develop the best mechanisms to unpack the key messages
- Action for change and thinking about biodiversity is about bridging sectors, knowledge, worldviews, countries, and donors together.



## 4. Closing

The Science Policy Dialogue was described by the delegates as an intellectually enriching experience. Suggestions and reflections from the delegates on how the Science Policy Dialogue (SPD) could be improved for future Dialogues was discussed. The science policy dialogue served as an example for countries to collate data and personal experiences in the implementation of the IPBES assessments. Apart from biodiversity, the importance of oceans as a lifeline for many communities is seen as a key driver for the continued push towards a more sustainable future. The value of ecosystem services and bio-societal integration in public policy are issues of extreme importance to communities throughout Oceania. Some country representatives were asked to provide a synopsis on their reflections of the Dialogue and any comments on the post 2020 Biodiversity Framework. Delegates were also asked to provide feedback via a survey.

Professor Peter Bridgewater provided an overview of the Oceania Science Policy Dialogue. It can be concluded that there is always room for improvement in terms of governance, functions and positioning for impact. The Dialogue outlined some important items of discussion. The main issues that require more focus in future IPBES assessments and activities centred around: improved participatory assessments and communication of key messages and outputs; greater coordination with respect to deliverables and action items; greater support provided to policy processes, and the implantation of strategies to strengthen relevant research and policy capacities to assist in the understanding for how to act locally. However, more importantly, is the need for behavioural change by those who have the greatest influence over policy agenda. We require “Memos to save genes” as a form of mainstreaming, cultural framing and changing the hierarchy of delivery. Also, we should not forget that much of the world’s biodiversity exist outside the border of protected areas, and is unlikely to ever be included.

Final closing remarks were delivered by Mr. Seiji Tsutsui the JBF-IPBES(C3) Project Chair and the Director of APN. Mr. Tsutsui stressed that the dialogue had spurred active discussion and networking around the key issues of biodiversity and ecosystem services, the challenges they present and the work of IPBES and its relationship with other global agendas. He expressed his thanks to all speakers and participants for their contributions. He closed by stressing that conservation and ecosystem services are targets that are interlinked to the Sustainable Development Goals (SDGs). If we ignore these factors, then we all risk falling short of achieving these goals.

## 5. Analysis of Main Outcomes

### 5.1 Challenges and Solutions

The dialogue adopted a “challenges-solutions” structure that provided meaningful interactions that could help narrow gaps across knowledge, policy and practice. Seven key messages (Table 1) from the APRA SPM on varying region-wide challenges were shared through a pre-dialogue online survey to determine the applicability of the messages to “real-life” situations and its relevance to the country-specific needs of policymakers. Information on the identified country-specific challenges as well as common challenges gathered through the survey and were used to shape an agenda with a focus on representative case studies or challenges relevant at national and subregional levels.

Key Message (KM)	Description
KM 6	The population of large wild mammals and birds has declined across the region
KM 7	Invasive alien species have increased in number and abundance, and constitute one of the most serious drivers of biodiversity loss across the Asia-Pacific region
KM 8	Protected area coverage in the Asia-Pacific region has increased substantially but does not effectively target areas of important biodiversity, and progress is needed towards better overall management effectiveness
KM 9	Traditional biodiversity is in decline, along with its associated indigenous and local knowledge, due to a shift toward intensification of agriculture with a small number of improved crop species and varieties
KM 10	People in the Asia-Pacific region depend heavily on fisheries for food, with aquaculture growing by nearly 7% annually, but the capture fisheries sector is threatened
KM 11	Coral reefs are of critical ecological, cultural and economic importance, supporting the livelihoods of hundreds of millions of people in the Asia-Pacific region and beyond through vital and valuable ecosystem services, such as food security or coastal protection, and are under serious threat.
KM 12	Climate change and associated extreme events are impacting species distribution, population sizes and the timing of production or migration; increased frequency of pest and disease outbreaks resulting from these changes may have additional adverse effects on agricultural production and human wellbeing
KM 13	The increase of waste and pollution in the Asia-Pacific region is impacting ecosystems and threatening the current and future health of nature and people.

Presentations of case studies on pre-identified challenges were followed by in-depth break-out group discussions centred on three (3) key questions:

1. Do you have examples of challenges in your country or area that are similar to the one presented? If so, please share them briefly with the group.

2. What are the causes (drivers) of the challenges that you have just explained?
3. Which measures may be able to address these challenges, and which obstacles are preventing these measures from being implemented?

From the discussions, we gathered inputs and viewpoints from participants on the challenges, its direct and underlying causes, and solutions (proposed and/or practiced). A list of viewpoints from the discussions at the subregional dialogues were noted, sorted and analysed to determine themes of key challenges that are considered relevant and urgent.

## **Challenges:**

### **On biodiversity conversation**

- Funding to conservation of TS
- Disconnect between donors and specific challenges (causing funding issue)
- Resource availability and prioritization (there is not a lot of money, we need to prioritize the findings)
- There is a need for an integrated approach involving all sectors is a necessity in order to achieve the desired outcomes.
- Lack of monitoring and resources to buy equipment to catch and tag species. Governments do not see it as a priority and therefore financing such initiatives is almost non-existent.
- Lack of support for indigenous and local knowledge, but the support does not necessarily have to come from the government only (involvement of IPLC in research) many levels, support not only from the government is needed
- Public engagement and behavioural change are required
- Prioritization and availability related to resources
- There is a disconnect between the people, resources and ecosystems.
- Strategies must be long term, not only one project based but also related to the institutional knowledge issue

### **On national Government**

- Quite often staff turnover can be high which means that the government may change the plan within each political cycle. There is also a lack of institutional knowledge acquired to maintain momentum. Clearly behavioural change is needed.

### **On Traditional knowledge**

- Traditional knowledge is understood as key, but the challenge is mainstreaming traditional knowledge into overall strategic planning?
- cross cutting between indigenous knowledge with community knowledge is needed

## **Solutions (with view to implementation):**

### **On Finance**

- Linking resources to the community, financial resources specifically. Mobilize communities using those resources

### **On Traditional knowledge**

- Ensure that methodology is developed to capture traditional knowledge, which can play a major role in biodiversity conservation and the management of invasive species.
- Traditional knowledge should also be better recognized perhaps through supporting indigenous research.
- Provide incentives for sustaining community engagement
- Species identification by local and indigenous communities

### **Capacity Building**

- When we talk about capacity building, we need to be clear about the type of capacity are we referring to or about. For example, these may include:
  - capacity of people and human resources
  - informational knowledge
  - Communication - to deliver communication mechanisms in the most effective and in modern way
  - political capital around governments which includes elements of other development policies
- More education, awareness and capacity building at all levels across curriculum, public/private sectors and government
- Education and capacity building on border control of IAS
- Capacity Building needs and strategies in IPBES Assessments
- In order for IPLC to take part in IPBES process, it is necessary to build capacity.
- With respect to capacity building, it is important to make information succinct when engaging in a whole of system approach. It is important to look at the entire package and examine issues at different levels (e.g local, national). Mechanisms to unpack key messages, and translate to local context is important (pull out key words and compare). Planning must translate into a day-to-day practice.

### **On Partnerships**

- Public/private partnerships provide another tool in which the private sector has a comparative advantage
- Public-private partnerships and “green businesses” that promote good environmental practices.
- Regional approaches where one country does the control and that may be enough; but that is not the case for Pacific Island countries. Therefore, information sharing is critical among the Pacific Island countries

### On Governance

- National governments should create long term strategies as a means to secure finance
- Include local and traditional knowledge in the decision-making process
- Frequent dialogue at regional (such as present SPD), national and local levels
- Sectoral fragmentation can lead to data gaps. Integrated/Holistic and cross-sectoral governance approaches are needed.

### On Invasive Alien Species

- Involvement and communication with other sectors are an important issue when dealing with IAS. When IAS is bad for one it generally is bad for all concerned. This is not always the case, however, for other environmental issues. So integrated strategies must be considered.
- Integrated strategies should include border control. Different sectors need to be on board.
- Incorporate invasive species information for biodiversity policy work should be considered as a priority. Incorporation of spatial planning as well but should not be restricted to just IAS information
- Agro-ecosystem resilience (Food security) (IAS)
- Biosecurity policy on IAS strategy at borders needs to be developed and shared. Collaboration is very important (Solution on Pol Devt)
- Solution: More investment, greater engagement and communication among the most affected sectors on control of IAS; Sustainable business model is needed

### On Threatened Species

- well-resourced management or with good financial support and stricter controls/regulations (enforcement); more collaboration with non-state actors (e.g. NGOs, customary owners) was also identified as an important element to protecting threatened species

Country	Threatened species challenges
Australia	<p>Governance Challenges</p> <ul style="list-style-type: none"><li>• Poor sectoral uptake of NBSAP and recognition of flaws in the former strategy<ul style="list-style-type: none"><li>◦ No protection of areas and ecosystems outside protected areas</li><li>◦ Inadequate conservation strategies for marine ecosystems</li></ul></li><li>• Weak Science Policy interface<ul style="list-style-type: none"><li>◦ How to translate information/knowledge to real action.</li><li>◦ No integration of Socio Ecological Systems (SES) thinking.</li><li>◦ Inclusion of alternative knowledge systems in the collective way of understanding.</li></ul></li></ul> <p>Measures</p>

	<ul style="list-style-type: none"> <li>Development of the new Threatened Species Strategy 2020: focus on 20 mammals, 20 birds and 40 plant species.</li> </ul>
New Zealand	<p>Governance/Institutional Challenges</p> <ul style="list-style-type: none"> <li>More than 4000 species threatened mainly due to invasive alien species</li> <li>Difficulty to include Maori knowledge in land care programs.</li> <li>Data deficiencies <ul style="list-style-type: none"> <li>E.g. Don't know where marine mammals are located, so models remain incomplete (context of the model?)</li> <li>Marine species outside mammals and seabirds have even less available information.</li> </ul> </li> <li>Poor Sectoral support particularly with fisheries</li> <li>Challenging Science Policy communication <ul style="list-style-type: none"> <li>Was given a huge budget but need to significantly justify conservation strategy (700 page complex report). Needed to phrase the problem as 'solvable'</li> </ul> </li> </ul> <p>Physical/Direct Environmental Challenges</p> <ul style="list-style-type: none"> <li>High proportion of threatened species due to invasive species</li> </ul> <p>Measures</p> <ul style="list-style-type: none"> <li>Increased budget for biodiversity conservation - conditional to reporting to tangible contributions to national development targets.</li> <li>New system of environmental reporting established in 2015, wherein a report on a particular environmental sector is released every 6 months.</li> <li>Volunteer work on getting ships to watch out for whale sightings</li> <li>Existing threatened species strategies was scrapped in favour of more meaningful conservation strategy</li> <li>'Manaaki Whenua' (Landcare research institute working on the inclusion of Maori knowledge).</li> <li>'Matauronga Maori' (way of describing Maori knowledge systems)</li> </ul>
Samoa	<p>Governance/Institutional Challenges</p> <ul style="list-style-type: none"> <li>Poor Science Policy networks <ul style="list-style-type: none"> <li>Translating science into policy action. Catalyzing of information.</li> </ul> </li> </ul> <p>Measures</p> <ul style="list-style-type: none"> <li>National Invasive Species Action Plan 2022. This looks at management strategy, nature of invasive species (both internal and external). Focus on early prevention.</li> </ul>



Fiji	<p>Physical/Direct Environmental Challenges</p> <ul style="list-style-type: none"> <li>• Ecosystems degradation (e.g. through clear felling)</li> <li>• Invasive Species</li> <li>• Extractive industries (e.g. mining)</li> <li>• Urban and agricultural expansion</li> </ul> <p>Governance/Institution Challenges</p> <ul style="list-style-type: none"> <li>• Development control methods not helping conservation</li> <li>• Not enough information to make sound assessments</li> <li>• Low capacity to tap existing mechanisms (i.e. financial/technical aid) for assessment</li> </ul> <p>Measures</p> <ul style="list-style-type: none"> <li>• Mainstreaming in Environmental Assessment</li> <li>• Key Biodiversity Areas identification</li> <li>• Recovery plans for threatened species.</li> <li>• Moratorium on forest harvesting.</li> <li>• Identification of key biodiversity areas by NGOs.</li> <li>• Transfer of management of marine areas to local actors (community based fishing rights).</li> </ul>
Cook Island	<p>Physical/Direct Environmental Challenges</p> <ul style="list-style-type: none"> <li>• Development and land use change for tourism (accommodation and waste)</li> <li>• Invasive species</li> </ul> <p>Governance/Institution Challenges</p> <ul style="list-style-type: none"> <li>• Data deficiency</li> <li>• No baseline data for threatened species (hard to justify species conservation)</li> <li>• Poor policy coordination and coherence for biodiversity conservation and invasive species</li> <li>• Contradictory and conflicting sectoral mandates.</li> <li>• Human resources (understaffing)</li> <li>• Poor Science-Policy <ul style="list-style-type: none"> <li>○ The nomination of a number of protected areas driven political ‘badges’ rather than evidence on the existence of biodiversity values.</li> </ul> </li> </ul>

PNG	<p>Governance/Institutional Challenges</p> <ul style="list-style-type: none"> <li>• Uniting different traditional knowledges</li> <li>• Aligning national strategies with non-state actor driven initiatives and foreign interests (e.g. NGOs, foreign aid and research) with national priorities</li> <li>• Large proportion (97%) of land under customary tenure and low buy-in of national conservation activities amongst traditional land owners</li> <li>• Gaps in regulatory framework <ul style="list-style-type: none"> <li>◦ 'Biodiversity offsetting' has not yet been fitted in other national policies (e.g. environmental assessment)</li> </ul> </li> </ul> <p>Underlying drivers</p> <ul style="list-style-type: none"> <li>• Population increase</li> <li>• Developmental aspirations</li> </ul> <p>Measures</p> <ul style="list-style-type: none"> <li>• Biodiversity offsets to compensate negative impacts from extractive industries.</li> <li>• GEF Funded programs – Conservation of three kangaroo species endemic to PNG</li> <li>• National Protected Area Policy (draft bill in parliament)</li> <li>• Development of a Biodiversity Trust Fund (in draft)</li> <li>• Collaboration with NGOs.</li> </ul>
-----	--

Additional input was given by an IUCN Representative on challenges related to governance and they are as follows:

- Disconnect between different levels of government regarding planning for conservation.
- Lack of clarity on reasons why are species conserved for; ecosystem services is about the benefits to people and that message must be clear.
- Interchangeability of concepts when quite often some of these concepts mean very little to the majority of stakeholders.
- Undervaluation of green/blue infrastructure

## 5.2 IPBES uptake and future assessments

Collaboration with partners is a key element in the implementation of the “rolling plan”, and crucial for the success of the work on capacity-building under IPBES. In addition, the regional and global assessments, there is IPBES Pollination assessment IPBES scenarios and modelling assessment, and IPBES land degradation and restoration assessment. With this background a discussion ensued on the IPBES process, uptake and future assessments.

IPBES has undertaken a number of uptake events including:

- Impact tracking tool that can be accessed online
- Expanding list of IPBES capacity events
- Forum for sustainable Asia and the Pacific
- Asia regional conference, Jordan
- Seminar in New Zealand
- Uptake event on IPBES assessment in Japan
- International biodiversity congress in India

Some example for supporting use and uptake of approved IPBES assessment reports have included:

- Stand-alone uptake event.
- Facilitation of participation of IPBES official.
- Sharing templates for agendas.
- Sharing concepts for uptake events.
- Contribute to the organisation of events.

There have been some Achievements in relation to the communication of key messages and information of IPBES. For example, NGOs based in New Zealand have developed a database where relevant agreed messages from international agreements (including IPBES) are accessible for indigenous peoples to use for lobbying. The New Zealand Government has also conducted seminars for key government officials including Minister of Environment and Statistics. The New Zealand Government also recently developed a living standards framework which supports IPBES by creating indicators that capture ecosystem services. This aids in framing biodiversity conservation as a political issue. Whereas, CSIRO (Australia) has assisted with the methodological assessment of the IPBES AP report by conducting seminars, stakeholder workshops, multi-stakeholder banquets with academics, central government.

### *General Challenges*

- Fragmentation within governments have impacted on the effective dissemination of IPBES reports across relevant departments. It is unclear who should spearhead the

dissemination of the regional report. There is also a lack of awareness of IPBES.

- National initiatives on biodiversity conservation are driven by other mechanisms (e.g. SDGs) more than IPBES.
- Governmental jargon is not user-friendly.
- Low visibility of IPBES at the national level has led to limited awareness of IPBES by government ministers.
- There is also low media attention on biodiversity issues compared to climate change.
- There is a need to engage more marketers to translate the IPBES into something that leads to public and government buy-in.
- There is a lack of collaboration by IPBES with other groups (e.g. IUCN) working on biodiversity conservation.
- There appears to be a top down process in the creation of IPBES AP report causing a lack of ownership.
- Terminology is not necessarily uniform and may be confusing;
- Policy support and capacity building does not seem to address knowledge generation and is often forgotten; and
- There are knowledge gaps that need to be filled.
- Translation will be an ongoing challenge for the region as knowledge and science continues to develop and change (new learnings) and current vernacular does not really encompass the technical terms.

#### *Financial and Technical Constraints*

- There is a greater issue of whose job is it to handle IPBES uptake after publication. Role of NFP on IPBES is not clear, while IPBES maintains that their primary mandate is to produce information.
- Additionally, there is the perception that the National Focal Point is seen as just a title rather than responsibility. There are still other players (huge variety of positions) in international biodiversity regimes, and this has been causing additional confusion as to who should do what?
- IPBES emphasised that they are a government-sanctioned organization responsible for producing information. There is a need for the government to be more proactive with the results produced according to their requests.
- The e-learning modules of IPBES are often used to help create the awareness of these products. However, it would be good to consider that limited access to technology is a problematic issue in Oceania. PICs are very remote and continuous online access is basically limited to the mainland; beyond the mainland, there are difficulties in accessing on-line material. How can this information be distributed to more remote locations? Information about IPBES is not always distributed to civil society and

organisations.

- Policy makers are often generalists, which makes these things documents still technical documents. General knowledge of IPBES is lacking.

*Suggested mechanisms under IPBES to support national action include:*

- There is a need to “visualize” data (map) showing confluence of issues based on IPBES key messages and identify which parts are affecting priority biodiversity areas.
- There is a need to further engage with and invest in communicators.
- There is also a need to explore IPBES capacity to mobilize biodiversity finance and provide a platform for countries to learn from each other’s best practices.
- Identify mechanisms by which data can be downscaled to the government (e.g. national GHG accounting under IPCC).
- Improve on data gaps.
- Regional collaboration on IPBES similar to ASEAN is required.
- Involve other departments with strong international linkages such as Trade and Security.

*Recommendations on Uptake of the IPBES Asia-Pacific Regional Assessment*

- Communication with indigenous communities is a problem as government jargon is not often user friendly.
- Dissemination of reports across departments and with relevant stakeholders – resources of global media but topic faces challenge to engagement – in addition, there is limited understanding of IPBES by Government.
- Limited action taken but reflective of marketing challenges – strong scientific community but not entirely adaptive to new terminologies and weak support from Government – certain stakeholders felt ignored
- Support provided to variety of actors – mismatch in role of dissemination – blame attributed by governments
- National strategy reflective of SDG’s – good interplay due to interconnection between IPBES and SDG’s
- Scale-down efforts to produce reports – national governments to regions for context appropriate approaches
- More robust use of IPBES resources
- Assessment should be foundations for national assessments – for countries to utilise as leverage

- Caution in broad application of regional assessments upon nations of varying socio-environmental context
- Importance of finance and mobilisation for implementation

#### *Messages from delegates*

- What is more valuable are the sharing sessions. Simplifying and communicating the key messages in plain English would help government to communicate these IPBES messages to the people.
- The connection of IPBES to other conventions was also discussed at great lengths. Biodiversity conventions should be fed by IPBES products. IPBES is related to biodiversity like IPCC is related to climate change. The linkages of IPBES needs to be more clearly communicated because there is some basic lack of understanding.
- IPBES must put more effort into good communication and to publish so called “good news” messages out to the world. There is also not enough emphasis on getting the public involved in conservation and biodiversity activities/events and issues. It is all driven by the “30 second sound bite”. The better the messaging is from the beginning, the quicker the uptake will be.

#### *On Post 2020 Aichi Biodiversity Targets*

Moving forward post 2020, there clearly is a need to further highlight the coupled human-nature systems/SES to underpin human wellbeing within ecosystem services. There is also a need to shift existing framing to acknowledge both positive and negative impacts of biodiversity and to resolve interchangeable use of distinct terminologies/worldview: Ecosystem Services versus Nature’s Contribution to People.

There has been a signatory agreement to work with IPBES into the future from CBD, FCCC and CCD and the role of web features such as Webinar. Webinar series was a test as to how to implement the findings of an assessment and to discuss key points of interest: How do we bring the information from the land degradation assessment to the people? IPBES is looking to bring forward the webinar method and integrate this into communications in an effort to encourage engagement at a semi-regional level. However, time difference is also an inhibiting factor for webinars.

There is also a need to acknowledge Grassroots (bottom-up) mechanisms/influence on next biodiversity framework. Voluntary contributions and commitments can be given a platform, but this should be supported by enforcement mechanisms. It was suggested that the following themes should be included:

- Biodiversity and Climate Change.
- Security of customary land tenure.



- Acknowledgment of Indigenous Knowledge.

There were a number of elements for post 2020 targets:

- Importance of coupled-human nature systems – human wellbeing as underpinned for ecosystem services.
- Climate change targets.
- Raising awareness of nature's benefits to people and nature contributions.
- Indigenous practice integration to serve nature
- Grassroots mechanism to be limited to framework
- More enforcement mechanisms without detracting from voluntary mechanisms

## 6. Acknowledgements

IGES and APN are highly appreciative of the active participation of government delegates, scientists, researchers, experts, relevant organizations, and others who participated in the event.

The undertaking and success of the two-day science-policy dialogue would have been impossible without the engagement of the Australian Government's Department of the Environment and Energy and the full support from the Ministry of the Environment of the Government of Japan, and the Secretariat of the Convention on Biological Diversity who provided funding and management support for the project; and the secretariat of IPBES, IPBES APRA TSU, IPBES CB TSU, IPBES ILK TSU who shared their extensive knowledge and expertise.

Finally, we acknowledge FreeLance Solutions who, as the Local Secretariat, worked on the local organization and logistical arrangements before, during and following the event.

## 7. Appendices

### 7.1 Programme

**FINAL PROGRAMME**  
(Version 11: April 3<sup>rd</sup> pm)  
**Science-Policy Dialogue on the**  
**IPBES Asia-Pacific Regional Assessment for Oceania**  
Canberra, Australia  
4-5 April 2019

#### Day One, Thursday

##### **07:45-08:30 Registration**

- Delegates are kindly asked to register and receive their badges and conference bags at the registration desk
- Delegates are kindly asked to be seated by **08:40** for the “Welcome to Country” speech on behalf of the traditional owners of the land

##### **08:45-10:30 Session One: Inaugural Session**

*Moderator: Dr. Lance Heath and Ms Christmas de Guzman, APN*

*Rapporteur: Members of SPD Secretariat (Kirsty Barber and Quinn Franklin Roberts)*

08:45-09:00	Welcome to Country <i>Mr. Wally Bell, Buru Ngunawal Aboriginal Corporation</i>
09:00-09:10	Opening remarks by the Australian Government Department of the Environment and Energy <i>Ms. Kelly Buchanan, Head, International Policy Section, DOEE</i>
09:10-09:15	Opening remarks by S-CBD <i>Dr. Nadine Saad, Programme Management Officer, Secretariat of the Convention on Biological Diversity</i>
09:15-09:25	Introduction of JBF-IPBES project and objectives of the dialogue <i>Ms. Naoko Nakajima, Director, Tokyo Sustainability Forum, Institute for Global Environmental Strategies (IGES)</i>
09:25-09:40	Major highlights of the SPM of the Regional Assessment for the Asia-Pacific region with a focus on status, trends, drivers and scenarios <i>Dr. Madhav Karki, IPBES Asia-Pacific RA Co-Chair and IPBES MEP Member</i>
09:40-09:55	Presentation on the policy options identified in the AP Assessment Report <i>Dr. Md Saiful Karim, IPBES Asia-Pacific Regional Assessment Chapter 6 Lead Author and Dr. Madhav Karki</i>

09:55-10:15	Discussion session with speakers and delegates (Q&A) <i>Facilitator: Mr. Andre Mader, Technical Support Unit for the IPBES Asia-Pacific Regional Assessment</i>
10:15-10:30	<b>Group Photograph</b>
10:30-11:00	<i>Morning Break</i>

### 11:00-12:00 Session Two: Challenges from Key Messages of SPM (Part I)

*Moderator: Ms. Christmas de Guzman*

*Rapporteur: Member of SPD Secretariat (Claudia Castillo Valencia and Alex van der Meer Simo)*

11:00-11:05 (5 min)	Introduction of session and speakers <i>Ms. Christmas de Guzman</i>
11:05-11:15 (10 min)	Challenges in Kiribati: Managing the eradication of invasive alien species <i>Ms. Neeti Tabokai, Ministry of Environment, Lands and Agriculture Development, Kiribati</i>
11:15-11:25 (10 min)	Challenges in Australia: Threatened species <i>Prof. Peter Bridgewater, Adjunct Professor, Institute for Applied Ecology and Institute for Governance and Policy Analysis, University of Canberra, Australia</i>
11:25-11:50 (25 min)	Participatory Q&A session and discussion session on key challenges <i>Facilitator: Ms. Christmas de Guzman/Mr. Andre Mader</i> <i>All interested countries are welcome to share their challenges</i>
11:50-12:00 (10 min)	Brief summary of main discussion points <i>Mr. Andre Mader</i>

### 12:00-12:45 Session Three: Knowledge Café Sessions (Part I)

- Delegates move directly to their respective Knowledge Cafés for in-depth discussion
- Knowledge Café sessions are designed for interactive dialogue among delegates on specific and relevant issues and are facilitated by resource persons associated with IPBES

#### Parallel Thematic Knowledge Café Sessions

<b>Knowledge Café 1</b>	<b>Topic 1: Invasive Alien Species</b>
12:00-12:45	<i>Facilitator: Mr. Andre Mader, IPBES-TSU-AP</i> <i>Experts: Dr. Judith Lorraine Fisher, Fisher Research Pty Ltd/University</i>

(45 min)	<p><i>of Western Australia</i></p> <p><i>Other experts</i></p> <p><i>Plenary presenter: Ms. Neeti Tabokai, Kiribati</i></p> <p><i>Rapporteur: Member of the SPD Secretariat (Claudia Castillo Valencia)</i></p>
<p><b>Knowledge Café 2</b></p> <p>12:00-12:45 (45min)</p>	<p><b>Topic 2: Threatened Species</b></p> <p><i>Facilitator: Dr. Rosemary Hill, CSIRO</i></p> <p><i>Experts: Ian Creswell, CSIRO</i></p> <p><i>Rebecca Pirzl, CSIRO</i></p> <p><i>Kirsten Davies, Mcquarie University</i></p> <p><i>Plenary presenter: Prof. Peter Bridgewater, Australia</i></p> <p><i>Rapporteur: Member of the SPD Secretariat (Alex van der Meer Simo)</i></p>
<p><b>Knowledge Café Stand</b></p>	<p><b>Common challenges in Oceania sub-region</b> (SPD Secretariat: Kirsty Barber, Jiaqian Ling)</p> <p>The Knowledge Café Stand is an area intended to promote informal information-exchange providing an opportunity for delegates to network and share common challenges, write and display notes on these challenges particularly on the key messages in the SPM. Key message banners are presented on status, trends and drivers with a view to discussing opportunities, knowledge gaps and capacity building needs.</p>
12:45-13:45	Lunch

### 13:45-15:30 Session Three: Knowledge Café Sessions (Part I: continued)

#### Parallel Thematic Knowledge Café Sessions (continued)

<p><b>Knowledge Café 1</b></p> <p>13:45-14:30 (45 min)</p>	<p><b>Topic 1: Invasive Alien Species</b></p> <p><i>Facilitator: Mr. Andre Mader, IPBES-TSU-AP</i></p> <p><i>Experts: Dr. Judith Lorraine Fisher, Fisher Research Pty Ltd/University of Western Australia</i></p> <p><i>Other experts</i></p> <p><i>Plenary presenter: Ms. Neeti Tabokai, Kiribati</i></p> <p><i>Rapporteur: Member of the SPD Secretariat (Claudia Castillo Valencia)</i></p>
<p><b>Knowledge Café 2</b></p> <p>13:45-14:30 (45min)</p>	<p><b>Topic 2: Threatened Species</b></p> <p><i>Facilitator: Dr. Rosemary Hill, CSIRO</i></p> <p><i>Experts: Ian Creswell, CSIRO</i></p> <p><i>Rebecca Pirzl, CSIRO</i></p> <p><i>Kirsten Davies, Mcquarie University</i></p> <p><i>Plenary presenter: Prof. Peter Bridgewater, Australia</i></p> <p><i>Rapporteur: Member of the SPD Secretariat (Alex van der Meer Simo)</i></p>

<b>Knowledge Café Stand</b>	<p><b>Common challenges in Oceania sub-region (SPD Secretariat/Quinn Franklin Roberts)</b></p> <p>The Knowledge Café area is intended to promote informal information-exchange providing an opportunity for delegates to network and share common challenges, write and display notes on these challenges particularly on the key messages in the SPM.</p> <p>During this session, key message poster boards are presented on status, trends and drivers with a view to discussing opportunities, knowledge gaps and capacity building needs.</p>
-----------------------------	---

**Reports on Key Outputs** (*Delegates return to their assigned seats*)

*Moderator: Ms. Christmas de Guzman*

*Rapporteurs: Members of SPD Secretariat (Claudia Castillo Valencia and Alex van der Meer Simo)*

14:30-15:00      Report on Knowledge Café 1: (10 min)  
*Mr. Andre Mader*

Report on Knowledge Café 2: (10 min)  
*Dr. Rosemary Hill*

Voices from delegates engaged in Knowledge Café Stand (10 min)  
*Ms. Christmas de Guzman/SPD Secretariat: Jiaqian Ling*

15:00-15:30      Participatory Q&A and discussion session on key outputs  
(30 min)

15:30-16:00      *Afternoon Break*

**16:00-17:45      Session Four: Uptake of the IPBES Asia-Pacific Regional Assessment**

*Moderator: Ms. Christmas de Guzman*

*Rapporteur: Members of SPD Secretariat (Likha Alcantara and Karen Khoo)*

16:00-16:15      Plenary presentation on uptake events and activities, outreach  
(15 min)            materials, and examples of raising awareness of IPBES assessments  
and its products  
*Dr. Clarissa Arida, IPBES Capacity Building Task Force*

16:15-17:45      Breakout Groups: Open discussions and reflections

Breakout Group I:  
*Facilitated by Dr. Clarissa Arida, IPBES Capacity Building Task Force*

*Rapporteur: Member of SPD Secretariat (Likha Alcantara)*

Breakout Group II:

*Facilitated by Prof. Peter Bridgewater*

*Rapporteur: Member of SPD Secretariat (Karen Khoo)*

18:15~	Networking dinner
--------	-------------------

### Day Two, Friday

#### 09:00-09:10 Session Five: IPBES Asia-Pacific RA Video and Outline of Day Two

09:00-09:05	Video: IPBES Asia-Pacific Regional Assessment
09:05-09:10	Outline of Day <i>Mr. Andre Mader</i>

#### 09:10-10:15 Session Six: Challenges from Key Messages in SPM (Part II)

*Moderators: Ms. Christmas de Guzman*

*Rapporteur: Member of SPD Secretariat (Karen Khoo and Quinn Franklin Roberts)*

09:10-09:15 (5 min)	Introduction of session and speakers <i>Ms. Christmas de Guzman</i>
09:15-09:25 (10 min)	Challenges in Vanuatu: Enforcing legislation on Vanuatu's biodiversity <i>Ms. Mimosa Tukurauwia Bethel, Department of Environmental Protection and Conservation, Vanuatu</i>
09:25-09:35 (10 min)	Challenges in Samoa: Having appropriate policies <i>Mr. Ulu Bismarck Crawley, Ministry of Natural Resources and Environment, Samoa</i>
09:35-09:55 (20 min)	Participatory Q&A session and discussion session on key challenges <i>Facilitator: Ms. Christmas de Guzman/Mr. Andre Mader</i> <i>All interested countries are welcome to share their challenges</i>
09:55-10:00 (5 min)	Brief summary of main discussion points <i>Mr. Andre Mader</i>
10:00-10:15	Morning Break

#### 10:15-12:30 Session Seven: Knowledge Café Sessions (Part II)

- Delegates move directly to their respective Knowledge Cafés for in-depth discussion
- Knowledge Café sessions are designed for interactive dialogue among delegates on specific and relevant issues and are facilitated by resource persons associated with IPBES

## Parallel Knowledge Café Sessions

<b>Knowledge Café 1</b> 10:15-11:45 (90 min)	<b>Topic 1: Implementation of Biodiversity Policy</b> <i>Facilitator: Mr. Andre Mader, IPBES-TSU-AP</i> <i>Experts: Dr. Kirsty Davies, Mcquarie University</i> <i>Other experts</i> <i>Plenary presenter: Ms. Mimosa Tukurauwia Bethel, Vanuatu</i> <i>Rapporteur: Member of the SPD Secretariat (Karen Khoo)</i>
<b>Knowledge Café 2</b> 10:15-11:45 (90 min)	<b>Topic 2: Development of Biodiversity Policy</b> <i>Facilitator: Dr. Rosemary Hill, CSIRO</i> <i>Experts: Dr. Madhav Karki and Dr. Md Saiful Karim</i> <i>Other experts</i> <i>Plenary presenter: Mr. Ulu Bismarck Crawley, Samoa</i> <i>Rapporteur: Member of the SPD Secretariat (Quinn Franklin Roberts)</i>
<b>Knowledge Café Areas</b>	<b>Common challenges in Oceania sub-region (SPD Secretariat/Kirsty Barber)</b> The Knowledge Café Areas are intended to promote informal information-exchange providing an opportunity for delegates to network and share common challenges, write and display notes on these challenges particularly on the key messages in the SPM. Key message banners are presented on status, trends and drivers with a view to discussing opportunities, knowledge gaps and capacity building needs.
<b>Reports on Key Outputs</b> ( <i>Delegates return to their assigned seats</i> ) <i>Moderator: Ms. Christmas de Guzman</i> <i>Rapporteur: Member of SPD Secretariat (Claudia Castillo Valencia)</i>	
11:45-12:10 (25 min)	Report on Knowledge Café 1: (10 min) <i>Mr. Andre Mader</i>  Report on Knowledge Café 2: (10 min) <i>Dr. Rosemary Hill</i>  Voices from delegates engaged in Knowledge Café Stand (5 min) <i>Ms. Christmas de Guzman/SPD Secretariat: Jiaqian Ling</i>
12:10-12:30 (20 min)	Participatory Q&A and discussion session on key outputs
12:30-13:30	<i>Lunch</i>
13:30-15:00	<b>Session Eight: Support for using IPBES assessment reports and</b>



<b>how to improve future assessments</b>	
<p><i>Moderator: Ms Chris de Guzman</i></p> <p><i>Rapporteur: Member of SPD Secretariat (Likha Alcantara and Kirsty Barber)</i></p> <p><i>(Before moving into discussions, summaries from Session 4 will be presented.)</i></p>	
13:30-13:50 (20 min)	<p>Reports from Session 4: Uptake of IPBES AP regional assessment: Breakout Session on open discussions and reflections</p> <p>Breakout Group I: <i>Presenter: Dr. Clarissa Arida, IPBES Capacity Building Task Force</i> <i>Rapporteur: Member of SPD Secretariat (Likha Alcantara)</i></p> <p>Breakout Group II: <i>Presenter: Prof. Peter Bridgewater</i> <i>Rapporteur: Member of SPD Secretariat (Kirsty Barber)</i></p>
13:50-14:05 (15 min)	<p>Presentation for framing discussion on support and tools for using IPBES assessment reports and how to improve future assessments <i>Dr Madhav Karki and Dr Kirsten Davies</i></p>
14:05-15:00	<p>Delegates will form two breakout groups to discuss remaining knowledge and policy support needs (for example, data gathering, capacity building and cross-scale/cross-sector dialogues) that can be used to enable current, and inform future, IPBES deliverables.</p> <p>Breakout Group I: <i>Facilitated by Dr. Clarissa Arida, IPBES Capacity Building Task Force</i> <i>Rapporteur: Member of SPD Secretariat (Likha Alcantara)</i></p> <p>Breakout Group II: <i>Facilitated by Prof. Peter Bridgewater</i> <i>Rapporteur: Member of SPD Secretariat (Kirsty Barber)</i></p>
<b>Reports on Key Outputs</b> <i>(Delegates return to their assigned seats)</i>	
<p><i>Moderator: Ms. Christmas de Guzman</i></p> <p><i>Rapporteur: Members of SPD Secretariat (Claudio Castillo Valencia and Karen Khoo)</i></p>	
15:00-15:20 (20 min)	<p>Reports from Session 8: Support for using IPBES assessment reports and how to improve future assessments</p> <p>Breakout Group I: <i>Presenter: Dr. Clarissa Arida, IPBES Capacity Building Task Force</i> <i>Rapporteur: Member of SPD Secretariat (Claudia Castillo Valencia)</i></p> <p>Breakout Group II: <i>Presenter: Prof. Peter Bridgewater</i></p>

	<i>Rapporteur: Member of SPD Secretariat (Karen Khoo)</i>
15:20:15:40 (20 min)	Participatory Q&A and discussion session <i>Facilitated by Dr. Madhav Karki and Dr. Kirsten Davies</i> <i>Rapporteur: Member of SPD Secretariat (Claudio Castillo Valencia and Karen Khoo)</i>
15:40-16:00	<i>Afternoon Break</i>
<b>16:00-17:20</b>	<b>Session Nine: Feedback and Closing</b>
	<i>Moderator: Ms. Christmas de Guzman, APN / SPD Secretariat</i> <i>Rapporteur: Member of SPD Secretariat (Quinn Franklin Roberts)</i>
16:00-16:40	<u>Reflections from Delegates on the Dialogue and comments on the post 2020 Biodiversity Framework</u> <i>Facilitated by Dr. Carolyn Lundquist, NIWA, University of Auckland</i> <i>(country delegates to be confirmed)</i> <ul style="list-style-type: none"> <li>- Country 1</li> <li>- Country 2</li> <li>- Country 3</li> <li>- Country 4</li> <li>- Reflections from other countries/experts</li> </ul>
16:40-17:00	<u>Feedback survey</u> <ul style="list-style-type: none"> <li>- Delegates are invited to complete a feedback survey available online or on paper</li> </ul>
17:00-17:10	<u>Summary</u> <ul style="list-style-type: none"> <li>- A brief overview of the two-day event and post-SPD outputs <i>Prof. Peter Bridgewater</i></li> </ul>
17:10-17:20	<u>Closing remarks</u> <ul style="list-style-type: none"> <li>- JBF-IPBES(C3) Project Chair <i>Mr. Seiji Tsutsui, Director, APN Secretariat</i></li> </ul>
<b>End of formal proceedings</b>	

## 7.2 Summary of breakout group discussions

Guided by the facilitators based on the notes outlined below, the results of the breakout session are detailed in the succeeding pages.

### **Session Three (Day 1): Parallel Knowledge Café Sessions (Part I)**

Café 1: Invasive Alien Species (Facilitator: Andre Mader)

Café 2: Threatened Species (Facilitator: Ro Hill)

### **Session Seven (Day 2): Parallel Knowledge Café Sessions (Part II)**

Café 1: Implementation of Biodiversity Policy (Facilitator: Andre Mader)

Café 2: Development of Biodiversity Policy (Facilitator: Ro Hill)

*Please note: You can draw from the policy options provided in the key messages of the IPBES AP assessment report summary for policy makers (p13) or even more details from the chapters of the full report*

#### Discussion Points (90 minute session):

1. *Do you have examples of challenges in your country or area that are similar to the one presented? If so, please share them briefly with the group. (15 mins)*

*It could be useful here to either (a) select one challenge out of these; or (b) ask for participants to suggest similar challenges, so that they can be clustered.*

2. *What are the causes (drivers) of the challenges that you have just explained? (15 mins)*
3. *Which measures may be able to address these challenges, and which obstacles are preventing these measures from being implemented? (60 mins)*

*Facilitators can consider asking the participants to compile a simple diagram showing the relationship between the challenge, the drivers (direct and indirect) causing them, and the policy options that might help to resolve them.*

### **Session 4 (Day 1): Uptake of IPBES Asia-Pacific Regional Assessment**

(Clarissa Arida and Peter Bridgewater)

#### Breakout group discussion points (90 minute session):

1. *Have you communicated the key messages and information of IPBES AP assessment report and other IPBES deliverables to relevant ministries and stakeholders in your country? What are the challenges/obstacles? (25 mins)*
2. *Will the key messages and information of IPBES deliverables be reflected into your country's policy documents or projects? (e.g. national policies or strategies, national reports...etc.) What is needed to ensure that this happens? (25 mins)*
3. *Based on IPBES AP assessment report, what kind of elements need to be reflected to Post 2020 biodiversity framework? (10min)*

### **Session 8 (Day 2): Support for using IPBES assessment reports; and how to improve future assessments**

(Clarissa Arida and Peter Bridgewater)

#### Breakout group discussion points (55 minute session):

1. *What kind of support is required to convert the key messages in the IPBES assessment reports into policy and action, specifically with regard to:*
  - *Capacity building on how to apply the report's findings (15 mins)*
  - *Mainstreaming beyond biodiversity policymakers (15 mins)*
2. *How can future assessment reports be improved and made more user-friendly with regard to content, and presentation of content (20 mins)*

## ***Report of Break-out Group 1 on Session 3 (Invasive Alien Species)***

### **Knowledge Café 1 Topic 1: Invasive Alien Species**

**This café was facilitated by Mr. Andre Mader and reported by Claudia Castillo**

There are challenges to look at when it comes to border control and quarantine. In Vanuatu, species just move to one island to the other. It is important to look at the interaction of species with the environment.

Funding has emerged as an important issue. How can we continue to work at the highest level, and make sure the money keeps coming to fund projects? Experience has shown that donors influence a specific project.

For the Island Pacific country of Palau there is a need for a greater focus on people and not species and for a greater understanding of the potential impacts on ecosystems. Traditional knowledge should also be better recognized perhaps through supporting indigenous research. Some cross cutting between indigenous knowledge with community knowledge is also required.

There is also a need to be able to identify species. CBD is more focused on protecting sites and on certifications. There is a lack of monitoring and resources to buy equipment to catch and tag species. For most PIC, governments do not see it as a priority and therefore financing such initiatives is almost non-existent. However, local and regional organizations can help. There is a need for an integrated approach involving all sectors. This is a necessity in order to achieve the desired outcomes.

There needs to be a prioritisation of resources when it comes to the protection of ecosystems and biodiversity. The prioritisation should be focused on communities and should also include the impact on people, health, livelihoods and well-being. Dialogue within and at national and local levels should be taking place more frequently. The programs within the ministry need to be done at the local level too. Ocean management is a good example where consultation is not across the various levels of government and community.

In summary the following challenges need to be addressed

- Border control
- Donors' disconnect from specific challenges
- Public engagement and behaviour change
- Resource availability and prioritisation
- Linking resources to communities
- Staff turnover and lack of institutional knowledge
- Cross sectoral problem

### **Key Questions**

The previous discussion raised a number of key questions for policy makers to consider. Does all of this information make a difference to policy makers? Is it presented in a way that makes a difference to your work? Is there a link to decision making? How do we package all of this information?

Following the talk provided by Ms. Neeti Tabokai from Kiribati, there were a number of key messages that were raised by the group. In summary the main points of importance relating to invasive alien species were:

- Border control is a critical factor.
- There is a degree of disconnection between donors and specific challenges.
- Lack of support from indigenous and local knowledge is a major issue, but the support does not necessarily have to come from the government.
- Public engagement and behavioural change are required– we need to make people more aware of the issues.
- Prioritization (not enough money for all, so we prioritize) and availability (making resources available to communities) related to resources.
- There is often a lack of institutional knowledge.
- A common theme that had emerged from this session was the issue of educating communities, government and in people to help them understand the challenges to be faced. It does not need to be a complicated educational campaign. An example from New Zealand: The NZ Government gave out pamphlets in the New Zealand airport informing about the role of dogs in migrations and why it is so important to New Zealand. This was a very good example of educating people at the border. General environmental education in schools as another area where Governments can focus their efforts.
- Resources given to communities need to build a long-term strategy to actually achieve a sustainable goal (3-4 years) and be significant over a period of time. Donors would have their project lifespan extended, but no one can ensure that these programs or projects lead to a final outcome or strategy.
- There is an expectation that the communities will stay engaged. Whether or not it is an ongoing program, there is a fear that communities may not stay engaged. There is need for incentives to make communities stay fully engaged.
- It is observed to be now a trend that National governments are moving towards long term strategies as a means to secure finance
- It is a trend to go to 10-15 year strategies and after the strategy there should be an action plan to implement.
- Generally, is difficult for a donor to give direct funding to a ministry outside a project. There must be a developed action plan. There is a need for long term strategies to make sure that the next government term continues with a project.
- In Australia, financial action plans to threatened species allows private-public partnerships and businesses to make strategies and actions addressed in a threatened species strategy (long term strategy). The partnerships created from that have been quite successful.
- The role of Private sector participation. There is nothing better than corporate social responsibility. There is an emergence of so called “Green business” and that

is hugely encouraging across the world because they are linked to good environmental actions.

- IAS can ask for the involvement of other affected sectors, not only the environmental, but the agricultural sector as well. Clearly, there are opportunities in the agriculture and aquaculture sectors as well because it is in their vested interest to control IAS as well. After all, these sectors may be the most affected by IAS. Furthermore, if other sectors are affected there likely to be more government involvement.
- Agriculture sector is on board but is also the most affected. If industry has a business model that is unsustainable it can be very difficult to react. If they have the funds, then it is possible to develop some kind of useful mechanism like in the case of corporations that have their own mechanisms and the ability to invest in specific activities.
- One thing unique about IAS, as opposed to other environmental/biodiversity issues where there are conflicting issues, IAS is a problem for all concerned. When it comes to IAS issues, the involvement of sectors is particularly useful (involvement and communication with other affected sectors).
- It becomes a multipronged approach that will not depend upon biodiversity funding alone.
- PIC Schools need to incorporate environmental education in to their curriculum as is the case in Australia and New Zealand in which schools have environmental projects. This should start in elementary schools. However, it should also be extended educating families as well. Children can educate the parents as well.
- Funding donors can also play a part in educating communities as well (systematic targeting from an educational perspective).
- There are existing roles and mechanisms that we can share.
- Protocols for evaluating any biological control agent must be carefully scrutinized. It is important to determine whether or not a species is likely to become invasive or not. There needs to be around 99% certainty that an introduced biological agent will not become a pest itself.
- In New Zealand local knowledge is included in the decision-making process. Under the kiwi convention on biological diversity, a Global report has been produced by the indigenous people. Indigenous knowledge and traditional indicators were therefore included in governing reporting.
- There needs to be an integrated approach that should be delivered across sectors.
- Cross sector should also include the border control. And development projects need to incorporate the IAS element as well as spatial elements and planning.
- Having a regional or local government strategy does not always reflect what happens in the real world as actions will not necessarily be supported.
- The identification and importance of biodiversity hotspots was raised as an important issue. It is important not to focus too much on species but on the ecosystem as a whole.
- Ecosystem based approaches and ecosystem robustness is important. IAS are always going to be around, so it is important to build resilience of ecosystem as much as possible is important (fire burning example).

- Ecosystem is also about the interactions people and the environment. Therefore, attention must be paid to those interactions. This is recognized in indigenous work.
- There is a real disconnect between the people, resources and ecosystems. A majority of the world's population live in cities, but the resources they are impacting on could be in another jurisdiction a long way from where they live.
- Education can mean a custom choice; this is letting people to choose between practices that can be sustainable or not.
- Food security and agroecological systems need to be considered. If you have a diverse food system you are more resilient to invasive species.

### ***Report of Break-out Group 1 on Session 3 (Threatened Species)***

#### **Report on Knowledge Café 2 Topic 2: Threatened Species**

**This café was facilitated by Dr. Rosemary Hill and reported Mr. Alex van der Meer Simo**

Thematic knowledge Café session two examined the impacts of threatened species. This session covered some common challenges across countries and regions. There are a number of direct measurable/tangible impacts. Most notable of these include loss of habitat, (e.g. through clear felling) as well as climate change. The illegal wildlife trade is also having a major impact on species.

A number of underlying drivers of change were also identified. These include population increases; the growing tourism trade; rural to urban migration and development of infrastructure and extractive industries.

With respect to the institutional context, the isolation/fragmentation of biodiversity and ecosystem services sector is a major issue. There is an under resource of biodiversity and ecosystem services agencies leading to significant data gaps.

#### **Measures/responses**

A number of measures and responses were discussed. Conservation strategies, plans and laws need to be robust as well as development control laws/land use planning to protect threatened species. Good communication strategies and translation (“a picture can tell a thousand words”) was also identified as important. Equally as important is to have a sustainable financial mechanisms and trust funds.

Local management of marine protected areas should be well resourced and strict controls around closing off fishing and turtle harvesting areas should be enforced. Much of the focus of the discussion centred on the importance of *transboundary cooperation* to manage trade challenges and the *alignment or the “mainstreaming”* of policies. Collaboration with non-state actors (e.g. NGOs, customary owners) was also identified as an important element to protecting threatened species.

In summary there were a number of solutions and their obstacles (IAS) that were identified. These included:

- Systematic education
- Border School curriculum (context-targeted) and community outlets

- Long-term strategies (not project based) and mechanisms
- Regional approaches and control (hierarchy of approaches)
- Involvement of communication with other affected sectors
- Cultural impact assessment of biological control
- Integrated strategies (cross-sector) including border control
- Incorporate lessons learnt into spatial planning
- Incorporate lessons learnt into policy (list) Observational data
- Support for local level agriculture

#### Alignment/mainstreaming of policies

The facilitator suggested that it would be a good idea to for each country to provide a brief synopsis on the current situation in their country with respect to the following:

- Review of legislation, powers and agencies
- Meeting together of different sectors
- Impact of cumulative effects

#### **Outcome of the Knowledge Café Stand** **(facilitated Kirsty Barber, Jiaqian Ling)**

The Knowledge Café Stand is an area intended to promote informal information-exchange providing an opportunity for delegates to network and share common challenges, write and display notes on these challenges particularly on the key messages in the SPM. Key message banners are presented on status, trends and drivers with a view to discussing opportunities, knowledge gaps and capacity building needs.

The notes below provide some of the thoughts relating to challenges in the Oceania sub-region. Most notable challenges relate to use application of traditional knowledge and indigenous management. Peer to peer learning is important but also there appears to be an urgent need to ensure that Governments are on board with respect to protecting biodiversity and ecosystem services.

Results of the Knowledge Café Stand include the following:

*I learnt that ...*

- Support for traditional knowledge and indigenous management is key.

*I Felt that ...*

IPBES needs a clear message / story.

- More people from government should have attended.
- Empowering of local communities and their indigenous people needs to take place.

*I noticed that ...*

- Peer to peer learning is evident.
- Most here are policy “implementers” or policy “influencers” but not “makers” where are the politicians here? “NOT ON BOARD”.
- I liked that the Dialogue had a relaxed environment.
- Indigenous voices were appropriately heard / represented.



*I discovered that ...*

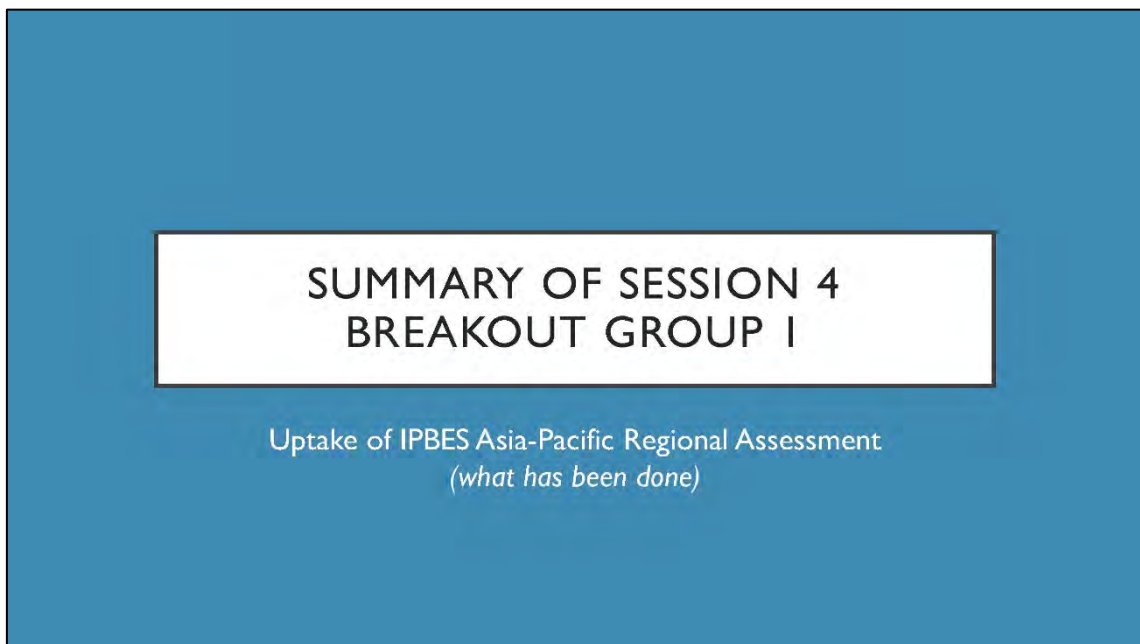
- We need to reconcile the divided between policy and “Science” experts.
- IPBES needs clear communication channels both externally and within IPBES.
- People need to dominate / educate to advance in the environmental agenda

*I would like to suggest ...*

- Involve communicators to put a different perspective on the current discourse.
- Bring your politicians, ministers and advisors to the table e.g. discussions like this.
- More public awareness and community integration – educate the general public.
- That until we can get governments on board, we won’t get the general public on board.

***Report of Break-out Group 1 on Session 4 (Day 1): Uptake of IPBES Asia-Pacific Regional Assessment***

Below is a PowerPoint presentation used by Break-out Group on their discussion on uptake of IPBES APRA:



## QUESTION 1

HAVE YOU COMMUNICATED THE KEY MESSAGES AND INFORMATION OF IPBES AP ASSESSMENT REPORT AND OTHER IPBES DELIVERABLES TO RELEVANT MINISTRIES AND STAKEHOLDERS IN YOUR COUNTRY? HAS IT BEEN DONE AND WHAT NEEDS TO BE IMPROVED?

### SOME ACHIEVEMENTS

- INGOs based in New Zealand developed a database where relevant agreed messages from international agreements (including IPBES) are accessible for indigenous peoples to use for lobbying. They have also communicated IPBES reports to their IPLC network, including through social media (facebook, Instagram)
- New Zealand Govt has done seminars to key government officials including Minister of Environment and Statistics.
- New Zealand also has a living standards framework which supports IPBES by developing indicators for ecosystem services -> aids in framing biodiversity conservation as a political issue
- CSIRO (Australia) has assisted with the methodological assessment of the IPBES AP report by conducting seminars, stakeholder workshops, multi-stakeholder banquets with academics, central government

## ISSUES

### **Fragmentation within government affects IPBES dissemination to relevant departments**

- Unclear who should spearhead the dissemination of the regional report
- Limited understanding of IPBES by government ministers
- National initiatives on biodiversity conservation are informed by other mechanisms (e.g. SDGs)

### **Low visibility of IPBES at the national level leading to low impact**

- Governmental jargon is not user-friendly
- Low media attention compared to climate change
- Need to engage more communicators to increase government and public buy-in

### **IPBES inconsistent collaboration with other regional efforts; Opportunity to participate in open-ended Network (with IUCN) at IPBES stakeholders day (Plenary 7)**

## ISSUES

### **Lack of country ownership due to top down process of report drafting**

### **Financial/Technical constraints in implementation**

### **No Mechanism to engage experts who supported the technical assessments**

### **Need to include New Zealand and Oceania in the map of the global assessment**

## OTHER KEY POINTS

**There is a greater issue of whose job is it to handle IPBES uptake after publication.**

- Role of National Focal Point (NFP) on IPBES is not clear, while IPBES maintains that their primary mandate is to produce information.
- Additionally, there are still other players (huge variety of positions) in international negotiations and implementation of commitments to CBD., leading to high turnover rate of focal points

*IPBES emphasized that they are sanctioned by governments to produce information on biodiversity conservation. There is a call for states to be more proactive with the results produced according to their request*

## QUESTION 2

WILL THE KEY MESSAGES AND INFORMATION OF IPBES BE REFLECTED INTO YOUR COUNTRY'S POLICY DOCUMENTS OR PROJECTS? WHAT IS NEEDED TO ENSURE THAT THIS HAPPENS?

## KEY POINT

### **The regional report serves as a jumping point for implementing scaled-down national assessments**

- Key messages provide focus for identifying priorities *depending* on national context
- Regional assessment can rationalize requests for assistance in developing national assessments
- National Focal Points should translate key messages according to national context and present to policy makers (e.g. policy brief showing values of IPBES Report at the national level)

### **Finance as key for the mobilization of implementation**

## SUGGESTED MECHANISMS UNDER IPBES TO SUPPORT NATIONAL ACTION

- Visual data (map) showing confluence of issues based on IPBES key messages and identify which parts are affecting priority biodiversity areas
- Need to further engage with and invest in communicators
- Explore IPBES capacity to mobilize biodiversity finance
- Provide platform for countries to learn from each other's best practices
- Identify mechanisms by which data can be downscaled to the government (e.g. national GHG accounting under IPCC)
- IPBES Collaboration with Oceania Ecosystems Services Forum

### POSSIBLE NATIONAL LEVEL ACTION

- Improve on data gaps
- Regional collaboration on IPBES (e.g. through SPREP, BES-Net)
  - Involve other departments with strong international linkages such as Trade and Security
- Providing strong political push through IPBES focal points (e.g. PNG) – mainstreaming biodiversity in development sectors (infrastructure) and in national plan (Vision 2050 PNG) and Medium-Term plan

### QUESTION 3

BASED ON IPBES AP ASSESSMENT  
REPORT, WHAT KIND OF ELEMENTS  
NEED TO BE REFLECTED TO POST  
2020 BIODIVERSITY FRAMEWORK?



#### SUGGESTED IMPROVEMENTS TO POST-2020 FRAMEWORK

- Need to further highlight the coupled human-nature systems/SES to underpin human wellbeing within ecosystem services
- Shift existing framing to acknowledge both positive and negative impacts of biodiversity.
- Need to resolve interchangeable use of terminologies/worldviews: Ecosystem Services vs. Nature's Contribution to People (NCP)
- Acknowledge Grassroots (bottom-up) mechanisms/influence on next biodiversity framework

#### SUGGESTED IMPROVEMENTS TO POST-2020 FRAMEWORK

- Voluntary contributions and commitments can be given a platform, but this should be supported by enforcement mechanisms.
- Inclusion of the following themes:
  - Biodiversity and Climate Change
  - Security of customary land tenure
  - Acknowledgment of Indigenous Knowledge

## ***Break-out Group 2 on Session 4 (Uptake of IPBES APRA)***

Below is a report by Break-out Group 2, using notes on whiteboard, on their discussions

### ***Uptake of the IPBES Asia-Pacific Regional Assessment***

#### ***New Zealand (NGO's)***

*Communication with Indigenous Communities*

- *However, governmental jargon is not user-friendly*

#### ***Papua New Guinea***

*Healthy political dialogue through vision 2050*

- *Reflective of UN SDG's*

#### ***New Zealand (Government)***

*Report dissemination across departments and with relevant stakeholders*

- *Resources of global media but topic faces challenge to engagement*
- *In addition, limited understanding of IPBES by government*

#### ***Australia***

*Limited action taken but reflective of marketing challenges*

- *Strong scientific community but not entirely adaptive to new terminologies*
- *Weak support from Government → certain stakeholders feel ignored*

#### ***CBD***

*Support provided to variety of actors*

- *Mismatch in role of dissemination*
- *Blame attribution by Government's?*

#### ***Kiribati***

*National strategy reflective of SDG's*

- *Good interplay due to interconnection between IPBES + SDG's*

### ***Which elements need to be reflected to post-2020 biological diversity framework***

- *Importance of counted-human nature systems*
  - *Human wellbeing as underpinned for ecosystem services*
- *Climate change targets*
- *Raising awareness of nature's benefits to people to nature's contributions*
- *Indigenous practice integration to serve nature*
- *Grassroots mechanisms to be linked to framework*
- *More enforcement mechanisms without detracting from voluntary mechanisms*
- *Include New Zealand*

#### ***Key messages in policy documents***

- *Scale-down efforts to produce reports*



- *National governments to regions for context-appropriate approaches*
- *More robust use of IPBES resources*
- *Assessment should be foundation for national assessments*
  - *for countries to utilize as leverage*
- *Caution in broad application of regional assessments upon nations of varying socio-environmental context*
- *Importance on finance and mobilization for implementation*

*Note: Key Messages and analysis is contained in the body of the report.*

### **Knowledge Café 1 Topic 1: Implementation of Biodiversity Policy** **Facilitated by Mr. Andre Mader with rapporteur, Ms. Karen Khoo**

Delegates were asked what kind of specific implementation (inclusive of enforcement and compliance) challenges are you facing in their own country?

In general, political will is a common problem that is relevant to both aspects (developing policy and implementation policy). Political will is essential in directing resources to a particular project. Clearly, there are commitments by government but this is not realised through giving funding to people to execute projects. A major problem is the lack of both financial and human resources.

Once again communicating key messages and ensuring that Governments take the necessary action to protect biodiversity, people and people's livelihood and that these are inextricably linked. At a global level, we also need to define the mechanisms at play in a comprehensive way, so that countries are not confused. Suggestion of some more enforceable law or rule is needed to ensure environmental protection.

General issues in the discussion of the implementation stage can be summarised under two main headings, namely challenges and solutions.

#### **Challenges:**

- Resources, financial resources and how to prioritize them is an important consideration.
- Awareness in people and how to connect them with nature and natural identity.
- There is the need to emphasise the importance of transmitting a good message across different levels.
- When Government changes policy sometimes change. But it can be good if the next government is better than the previous one.
- Information overload: a significant number of reports are produced and it can be overwhelming for the reader, especially for a small country policy maker.

#### Solutions:

- Connecting with people, more talking to audiences, the message like IPBES should be more specifically directed to policymakers and decision makers.
- Financial motivation for biodiversity and ecosystem services has been a powerful tool to raise awareness on the importance of biodiversity.
- Finding synergy between portfolios is necessary.
- Concerning government more broadly, more binding agreements at the international level. There is will to move towards more binding agreements, but there is a risk that countries may not sign binding agreements.
- For competing values, finding a sustainable livelihood is an option. When protected areas are established, local communities must have an alternative livelihood option.
- Concerning information overload: synergy between portfolios that includes biodiversity; there are very limited resources for producing assessments. Proper dissemination of the key points is the answer rather than producing more reports and assessments. There are UNDP officers around the world, so this may be seen as a way to deciphering the overloading information.

#### **Knowledge Café 2 Topic 2: Development of Biodiversity Policy**

**Facilitated by Dr Rosemary Hill, with Rapporteur Mr Quinn Franklin Roberts**

This session examined the issues around the development of biodiversity policy. The revisiting of measures/responses for Oceania are similar to those in the Asia-Pacific Regional Assessment. This serves as a platform to continue ways to implement common areas. IPBES used this platform as a mechanism to coordinate and strengthen the work of SPREP. Dialogue delegates provided their views on its implementation.

#### **Four critical areas for review were recommended:**

- Involving local communities, stakeholders collaborating with the decision making
- Mainstreaming of the biodiversity policy
- Regional cooperation
- Partnerships for funding

#### **In summary, the following points were made:**

- Since there are so many community beliefs/ideas about important biodiversity/environmental issues that there should be a stronger link between local communities and the national government where people have a greater say on environmental management plans. There are examples of co-governance in New Zealand where the communities are allowed to have environmental management plans, but unfortunately many of these are not enforced by law.
- In the local marine areas in New Zealand, there is some customary involvement by the local fishery officers who act as a delegated authority to enforce fisheries. This model could be adopted elsewhere in the region. Whereas in Cook Islands there are differences between the central and the outer islands where authorized personnel

from the central mainland travel to the outer islands to undertaken management plans. However, there are some difficulties traveling so compliance does not always occur resulting is a “tricky” problem. In Australia, RPS has been very successful, for both land and sea agreements. This initiative is funded by the Australian Government. One limitation is that there is a disconnect with the state government over certain issues.

- In Palau there are 16 government areas and the government allow for the collection of a “green fee” that is associated with the protected areas provided that these have a management plan that addresses national issues like climate change.
- In the Marshall Islands they have the “Micronesian challenge” where they aim to get 30% marine protected areas. However, they do not have the same tourism industry as Palau so they have fisheries that pay a “blue fee” instead to help fund the management of their protected areas.
- In Australia this can be a way of getting a social mandate for higher policymaking level uptake. Mainstreaming local government management can happen through biodiversity or environmental policy, and also through treaty settlements. Before that, Australia had native title settlements.
- In New Zealand have a special treaty settlement that gave way to a special law that provided legal recognition to rivers and forests as legal entities. There is a need for institutions to link local communities and high-level stakeholders, but this is not needed in every case.

**In terms of transboundary cooperation, the following were discussed and noted:**

- Coral triangle initiative which seems to be a good transboundary cooperation. It brings together research management in forums and workshops. Includes PNG, Philippines, Solomon Islands, Malaysia, Indonesia.
- Pacific Ocean framework which is coordinated across large ocean states
- More work is needed on fisheries management. It would appear that illegal trade is an important issue in some areas of the Pacific, but the IUU (illegal unregulated and underreported) fisheries requires more resources to monitor illegal and legal catches.
- Pacific Leaders’ forum is a good way of cooperation and sharing of ideas. This region is stronger at cooperation than other regions.
- Treaty CITES that allows the use of naturally dead marine mammals. But New Zealand has made this illegal. Cook Islands is also affected by this treaty, even though it is not a member.
- ASEAN fly-way network which has a trust that provides engagement with the government
- Partnerships to raise money should focus on containing the IUU fishing. There is a need for vessel monitoring systems, new monitoring methods that trace fish movements and locations.
- For the small island states, partnerships are critical because the land does not belong to the government. In order to make any progress there is a need for partnership with land owners.

Below are the inputs on the Knowledge Café Stand (common challenges in policy development and policy implementation) by participants.

### ***Solutions for Policy Development***

- *Promote co-development*
- *Inclusive science-based*
- *Collaborative partnerships*
- *Transparent and inclusive process*
- *Strengthening of common institution that links government and traditional knowledge/communities*
- *Collaborative development*
- *Must involve traditional leaders*
- *Look at local needs/priorities and design policy that align to them, and that meet international and regional targets*
- *Integrating direct influence of national/sub-national policy with direct influence through international processes (e.g. CBD)*
- *Evidence-based policy development*
- *Bottom-up consultation*
- *Good practice based*
- *Leaning together from our diverse practices*

### ***Solutions for Policy Implementation***

- *Enforceable law*
- *Government buy in to IPBES*
- *Local engagement*
- *Government understanding the importance of IPBES*
- *Emphasis on people-nation will benefit*

## **Knowledge Café Stand: Common challenges in Oceania in Implementation and Development of Biodiversity Policy**

**(reported by SPD Secretariat: Quinn Franklin Roberts, Kirsty Barber)**

The Knowledge Café Areas are intended to promote informal information-exchange providing an opportunity for delegates to network and share common challenges, write and display notes on these challenges particularly on the key messages in the SPM. Key message banners are presented on status, trends and drivers with a view to discussing opportunities, knowledge gaps and capacity building needs.

The following is an interpretation of people's display notes: The proceeding notes relate to the synthesis of information and how to communicate key messages for wider uptake of the IBES assessment. CBD and national focal points play an important role in disseminating information. The assessments require more work on the best way this information can be used effectively and whether the key messages are right. Once again

there is also a role for SPREP to play as well in the protection of biodiversity. However, their role could be influenced and restricted simply by the geography of the region and its size. But clearly coordination is key to the effective dissemination and uptake (wider uptake) of key messages. The use of e-learning modules and webinar can help with the dissemination process as well as improvements relating to translation. These issues were also discussed in more depth in the other sessions but have also been highlighted in the Executive Summary.

There was some confusion around policy makers and their role in the protection of biodiversity values. Their visibility is low key in some areas and appear not to be entirely proactive. There is probably a need for more clarity around who the decision or policy makers are as well as the need to mainstream workshops, people and policy makers to build capacity and the type of capacity that is needed. However, money and time can be an impediment.

Clearly, capacity must be built to deal with the challenges ahead. It is important to consider people, information, communities and governance mechanisms and to “unpack” the key messages. IBES can play an important role to reinforce action for change. This should be focused at the local, national, region and global level. It is necessary to bridge the gaps between various sectors, knowledge, world views, countries, donors and CEF/GEF.

***Result of a quick survey among participants on solutions to challenges related to the question posed on “What do you want to see in future IPBES assessment?”***



*Note: Other break-out groups preferred interactive face-to-face discussions and note-taking. No PowerPoint presentations were used in some aspects of reporting.*

## 7.3 Participants' list

\*IPBES focal point

\*\*CBD focal point

\*\*\*CBD focal point nominee/alternate

### 1) Country representative

Country	Name	Organization	Position/Title
Australia	Akaash AGARWAL	Department of the Environment and Energy	-
Australia	Leila BOUHAFS*	Department of the Environment and Energy	Senior Policy Officer
Australia	Kelly BUCHANAN	Department of the Environment and Energy	Director, International Policy Section
Australia	Melissa COTTERILL	Department of the Environment and Energy	Assistant Director
Australia	Jaime GRUBB**	Department of the Environment and Energy	Director, Biodiversity Policy Section
Australia	Chris SCHWEIZER	Department of Finance	Assistant Secretary
Cook Islands	Heimata Louisa KARIKA***	National Environment Service	Manager
Fiji	Senimili Titikula NAKORA***	Department of Environment	Senior Environment Officer
Fiji	Nina SIKITI***	Department of Environment, Ministry of Waterways and Environment	Environment Officer
Kiribati	Neeti TOBOKAI***	Ministry of Environment, Lands and Agriculture Development	Assistant Secretary
New Zealand	Nicola TOKI	NZ Department of Conservation	Advisor
New Zealand	Elaine WRIGHT*	NZ Department of Conservation	Manager
Marshall Islands	Warwick HARRIS***	Office of Environmental Planning & Policy Coordination	Deputy Director
Palau	King SAM**	Ministry of Natural Resources, Environment & Tourism	Public Information Officer
Papua New Guinea	Michael Kaiglo BONGRO***	Conservation & Environment Protection Authority	Director - Special Projects
Papua New Guinea	Mark GOIYE	Office of the Prime Minister	Advisor - Projects
Samoa	Ulu Bismarck CRAWLEY***	Ministry of Natural Resources and Environment	Chief Executive Officer
Tonga	Tahirih HOKAFONU**	Ministry of Environment and Communications	Principal Biodiversity Officer

Vanuatu	Mimosa Tukurauwia BETHEL	VANGOV, Department of Environment Protection and Conservation	Environment Officer
---------	--------------------------	---	---------------------

## 2) IPBES experts

Country	Name	Organization	Position/Title
Australia	Peter BRIDGEWATER	University of Canberra	Adjunct Professor
Australia	Kirsten DAVIES	Macquarie University	Senior Lecturer
Australia	Simon FERRIER	CSIRO	Researcher
Australia	Judith Lorraine FISHER	Fisher Research Pty Ltd/University of Western Australia	Director
Australia	Rosemary HILL	CSIRO	Scientist
Australia	Md Saiful KARIM	Faculty of Law, Queensland University of Technology (QUT)	Associate Professor
Australia	Harpinder SANDHU	Flinders University and University of South Australia	Senior Research Fellow
Canada	Nadine SAAD	U.N. Environment-SCBD	Programme Management Officer
Nepal	Madhav KARKI	CGED-Nepal	Managing Cum, Executive Director
New Zealand	Anne-Gaëlle AUSSEIL	Manaaki Whenua Landcare Research	Research Priority Leader
New Zealand	Carolyn LUNDQUIST	NIWA; University of Auckland	Principal Scientist/Associate Professor
Samoa	Amanda WHEATLEY	Secretariat of the Pacific Regional Environment Programme	Biodiversity Adviser

## 3) Relevant organization

Country	Name	Organization	Position/Title
Australia	Ian CRESSWELL	CSIRO	Research Director
Australia	Simone MAYNARD	International Union for Conservation of Nature	Lead
Australia	Rebecca PIRZL	CSIRO	Senior Research Scientist
New Zealand	Beth Tui SHORTLAND	He Puna Marama Trust, Te Kopu Pacific Indigenous & Local Knowledge Centre	Consultant

#### 4) IPBES TSU

Country	Name	Organization	Position/Title
Japan	Andre MADER	Institute for Global Environmental Strategies (IGES)	Researcher

#### 5) Secretariat

Country	Name	Organization	Position/Title
Japan	Naoko NAKAJIMA	Institute for Global Environmental Strategies (IGES)	Director
Japan	Seiji TSUTSUI	Asia-Pacific Network for Global Change Research (APN)	Director
Japan	Christmas DE GUZMAN	Asia-Pacific Network for Global Change Research (APN)	Programme Officer
Japan	Aiko SEKI	Asia-Pacific Network for Global Change Research (APN)	Administrative Officer
Australia	Lance HEATH	Free Lance Solution	Secretariat
Australia	Laura HEATH	Free Lance Solution	Photographer
Australia	Dianne MANNING	Free Lance Solution	Secretariat
Australia	Quinn Franklin ROBERTS	The Australian National University	Rapporteur
Australia	Karen KHOO	The Australian National University	Rapporteur
Australia	Claudia Castillo VALENCIA	The Australian National University	Rapporteur
Australia	Alex VAN DER MEER SIMO	The Australian National University	Rapporteur
Australia	Likha ALCANTARA	The Australian National University	Rapporteur
Australia	Kirsty BARBER	The Australian National University	Rapporteur
Australia	Jiaqian LING	The Australian National University	Rapporteur



## 7.4 Presentations

*Session one Presentation on Introduction of JBF-IPBES Project and objectives of the science-policy dialogue*



The slide features a header with four logos: IGES (Institute for Global Environmental Strategies), Japan Biodiversity Fund, Convention on Biological Diversity, and Ministry of the Environment, Government of Japan. The title is centered in a large, bold font. Below the title, the presenter's name and affiliation are listed. The background includes a decorative graphic of a blue and green ribbon on the left and a green wavy line at the bottom. Small text at the bottom right provides details about the event.

**IGES**  
Institute for Global Environmental Strategies

Japan Biodiversity Fund

Convention on Biological Diversity

Ministry of the Environment  
Government of Japan

# Introduction of JBF-IPBES Project and objectives of the science-policy dialogue

Naoko Nakajima  
Tokyo Sustainability Forum  
Institute for Global Environmental Strategies  
Japan

Science-Policy Dialogue on the IPBES Asia-Pacific Regional Assessment for South Asia and West Asia  
Hosted by Ministry of Forests and Environment, Government of Nepal  
Park Valley Hotel and Resort, Kathmandu, Nepal  
17-20 February 2019

### About JBF-IPBES Project

- Project Title:  
“Capacity Building Project for the implementation of the IPBES Asia-Pacific Regional Assessment”
- IGES (Institute for Global Environmental Strategies) conduct this project funded by Japan Biodiversity Fund (JBF) provided by MOEJ and managed by SCBD (Secretariat of the Convention on Biological Diversity)
- Term: April 2016-

## Project Components

- ◆ **Component 1:** Piloting approaches for bringing ILK into the Asia-Pacific regional Assessment
- ◆ **Component 2:** Application of outputs from scenario analysis and modeling assessment (Deliverable 3c) to APRA and other regional assessments
- ◆ **Component 3 :** Policy support for decision-makers and stakeholders

### □ ILK Sub-regional Dialogue Workshops

Sub-region	Country	City	Partner	Dates
South-East & North-East Asia	Thailand	Chiang Mai	Indigenous Peoples' Foundation for Education and Environment (IPF)	October 14-17, 2016
Pacific	New Zealand	Whangarei	He Puna Marama Trust	November 1-4, 2016
South & West Asia	Nepal	Dhulikhel	ReCAST	November 29 – December 2, 2016

+ Establishing ILK network at the sub-regional level



**Number of participants to the sub-regional workshops**

- SE and NE Asia; 38 (23 participants and 15 local ILK holders)
- Pacific; 24
- South and West Asia; 43 (28 participants and 15 local ILK holders)



**Final reports of the Sub-regional Dialogue Workshops were published on IGES-website**



## 2<sup>nd</sup> workshop on scenarios and modelling

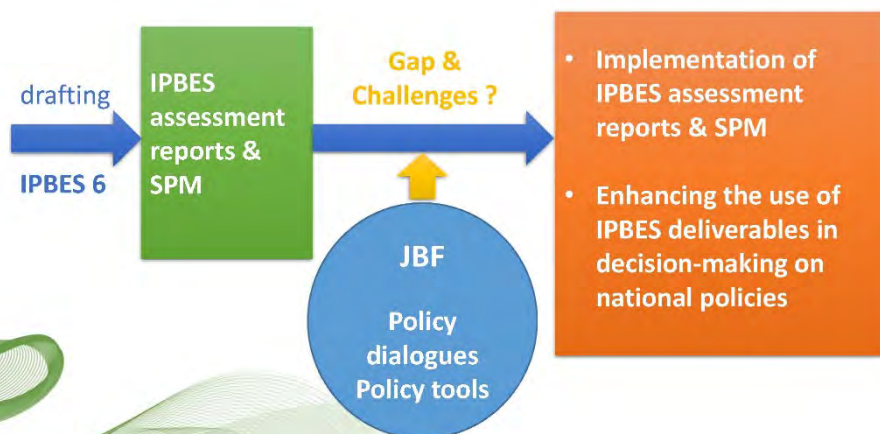
15-18 November, 2016

1. Schedule
  - a) Workshop: 15-17 November
  - b) Post Workshop: 18 November  
(Excursion, follow up meeting if necessary)
2. Number and members of participants
  - Around 70 participants including 50 funded invitees
  - CLAs, REs and some LAs of Regional Assessments, Land Degradation and Restoration Assessment and Global Assessment
3. Venue  
IGES Headquarters (Kanagawa, Japan)



## Component 3

### Policy support for decision-makers and stakeholders



### Component 3 of the Capacity Building for the IPBES Asia-Pacific Regional Assessment: Sub-Regional Science-Policy Dialogues

#### South Asia and West Asia:

27-28 February 2019 in Kathmandu  
Nepal Government

1. Aims to strengthen biodiversity science-policy interfaces through the uptake of the IPBES APRA

#### Oceania:

4-5 April 2019 in Canberra  
Australian Government

2. Aims to facilitate the understanding of APRA and its uptake

#### Southeast Asia and East Asia:

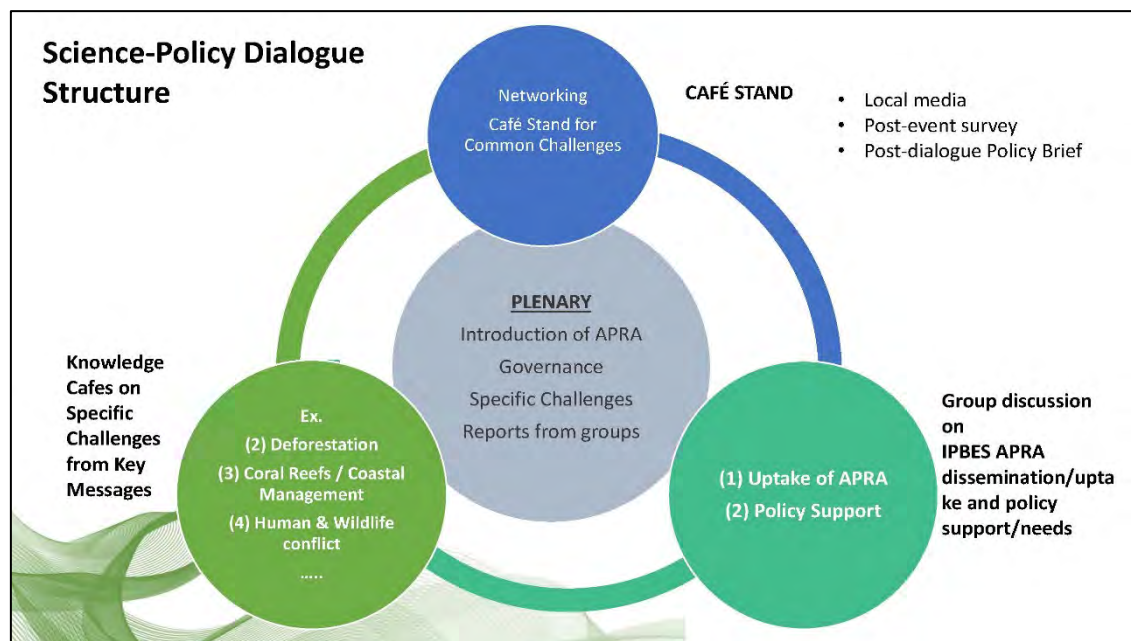
Late October (tentative) 2019 in Bangkok  
Government of Thailand

3. Aims to address challenges from the key messages in the SPM and policy options to deal with these challenges

### Sub-Regional Science-Policy Dialogues Key Components

The basis for discussion was focussed around Key Messages from the Summary for Policy Makers.

- **Information sessions** in which Assessment authors and others will overview the findings of the Assessment
- Contemporary **examples** of challenges faced – delivered by focal points
- **Groupwork discussions** focused on **specific and relevant issues**
- Collective **problem-solving (policy options)** with the guidance of facilitators
- Discussions on the **uptake** and use of the Assessment Report and on further needs of policy support by governments




App. 70 participants attended the 1<sup>st</sup> Science-policy dialogue for South Asia /West Asia sub-regions held in Kathmandu, 27-28<sup>th</sup> February 2019.



**THANK YOU FOR YOUR ATTENTION**
















## Major highlights of the SPM of the Regional Assessment report for Asia –Pacific with a focus on Status & Trends, Role of Drivers and Scenarios

**Science-Policy Dialogue on the IPBES Asia-Pacific Regional Assessment for Asia-Pacific Region; Oceania Sub-region; 04-05 April, 2019; Canberra**  
**Assessment Co-Chair: Dr. Madhav Karki, and CLAs: Anne-Gaelle Ausseil (Chapt 4) and Kirsten Davis (Chapt 2).**



[www.ipbes.net](http://www.ipbes.net)

## Outline of the presentation

- Richness of Bio-cultural diversity;
- Current Status
- Future projections and trends;
- Role of Drivers
- Positive and Negative Scenarios; Conclusion



Map legends: Red – Global biodiversity hotspots (6 are in Oceania); Green – tropical forest; Grey and Yellow –subtropical forest and savanna grasslands; light red – deserts; Source: Olson et al. (2001), and CI (2004) and R. A. Mittermeier et al. (2004).



# Introduction

- One of the most biodiverse regions from social, cultural, biological, climatic and geomorphological perspectives
- 17 of the 36 global biodiverse hotspots and 7 of the 17 mega-diversity countries;
- Highest marine diversity and largest areas of coral reefs and mangroves (e.g. Great Barrier Reef and Fish diversity in Australia)



## Nature has benefitted the Asia-Pacific, but with consequences

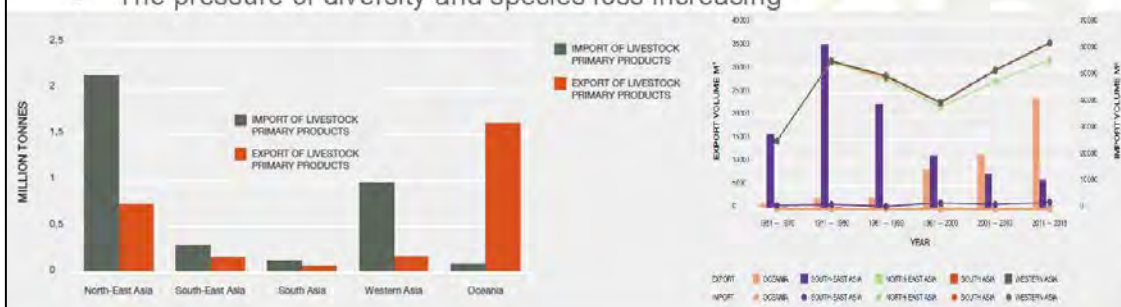
- A region undergoing rapid economic growth and change
  - 4.5 billion people
  - Rapid economic growth (7.6% average in 1990-2010)
  - Among fastest rates of urbanization (2-3% per year)
  - Agriculture lead employer but causing extensive land-use change since 1960s
- High poverty levels in some subregions resulting in high demand for provisioning services
  - More than 400 million poor (52% of global poor earning below \$1.90/day)
  - Nearly 200 million people depend directly on the forest for their non-timber forest products, medicine, food, fuel as well as other subsistence needs



## Focus on Oceania sub-region

Oceania sub-region is both bio-culturally and bio-physically very diverse from tropical forest to desert to corals:

- Highly urbanised and trend continuing
- High expansion of agriculture area (1.8% annual growth rate)
- Largest exporter of livestock products
- Large increase in industrial round wood
- The pressure of diversity and species loss increasing



The Intergovernmental Platform on Biodiversity and Ecosystem Services

www.ipbes.net

## Ecosystem services have a high economic value in the Oceania region

Number of studies is very limited and economic valuation dominates

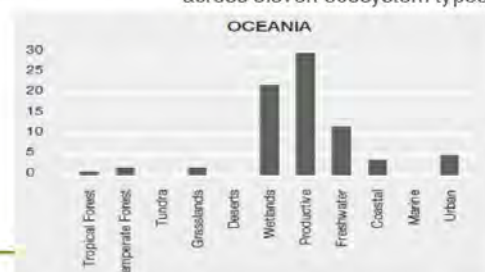
Provisioning and regulating services in the region are highly valued

- Wetlands: water regulating services (\$3,957 per hectare per year for regulating water flows, \$6,485 per hectare per year for regulating water quality)
- Temperate forest ecosystem: habitats (\$864 per hectare per year), carbon store (\$760 per hectare per year) and water reserve (\$544 per hectare per year)

Distribution of ecosystem services valuation studies across five sub regions



Distribution of ecosystem services valuation studies across eleven ecosystem types



The Intergovernmental Platform on Biodiversity and Ecosystem Services

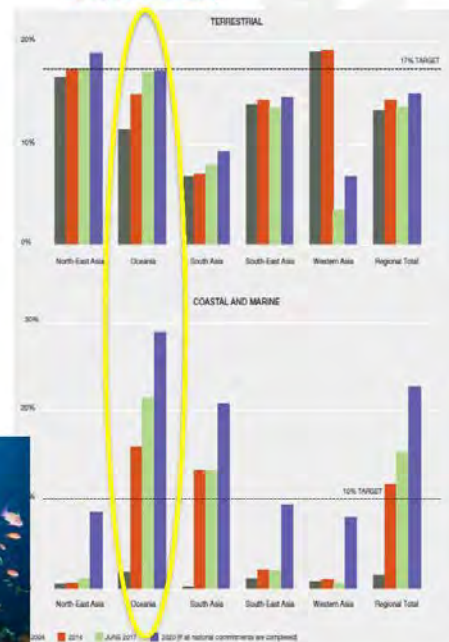


## Contrasting trends in the status of biodiversity and ecosystem services

- All **major ecosystems** are threatened and habitats fragmented/degraded
- Steep decline in **key emblematic wildlife**
- Declining **Crop Genetic Resources**
- Growing number and abundance of **Invasive Alien Species**
- Increase in **forest cover** (*dominated by Australia*) but **impact on biodiversity unclear**
- Increase in both terrestrial and marine **protected areas**, but most **key biodiversity areas** still remain **unprotected**



Protected Areas in Asia Pacific (2004, 2014, 2017 & 2020)



## High rate of species loss and threat status

- Asia-Pacific:
  - 22 % of species and 25 % of endemic species in the IUCN Red List are either extinct, extinct in the wild, critically endangered, or vulnerable
- Oceania
  - Largest number of extinct species in Oceania, but lowest extinction risk (22 % threatened)
  - Endemism loss due to habitat isolation and invasion

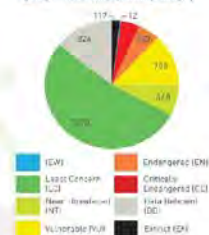
### Proportion of species in each red list category



Red lines show the best estimates of percentages of threatened species, assuming that Data Deficient species are threatened in the same proportion as non-Data Deficient species.

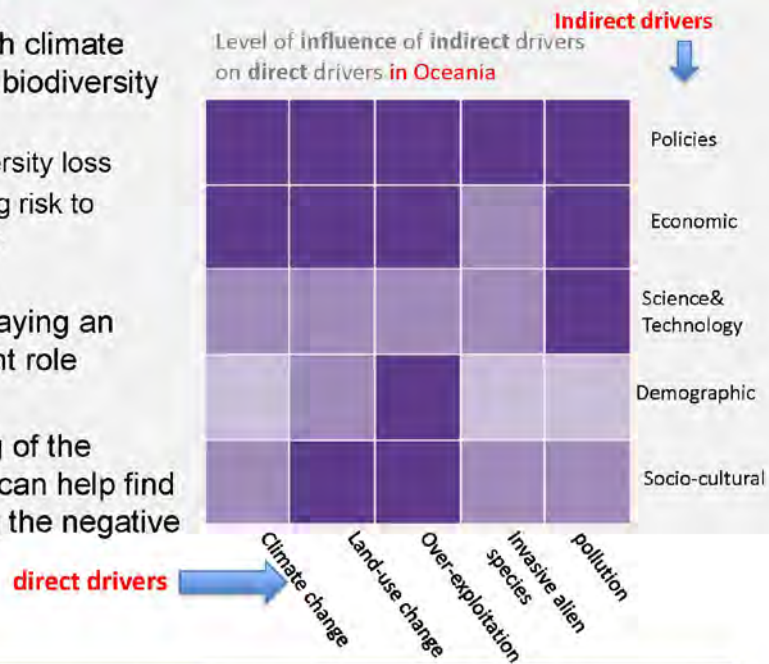
Legend: EXTINCT (black), CRITICALLY ENDANGERED (red), ENDANGERED (orange), VULNERABLE (yellow), NEAR THREAT (light green), DATA DEFICIENT (grey), LEAST CONCERN (dark green).

Figure 3.1 Red Listed Species by Category



## Projections to 2050 and implications for SDGs and Aichi targets

- Interacting drivers with climate change exacerbating biodiversity loss by:
  - accelerating biodiversity loss
  - posing an increasing risk to ecosystem services
- Indirect drivers are playing an increasingly prominent role
- Proper understanding of the complex interactions can help find solutions for reducing the negative impacts

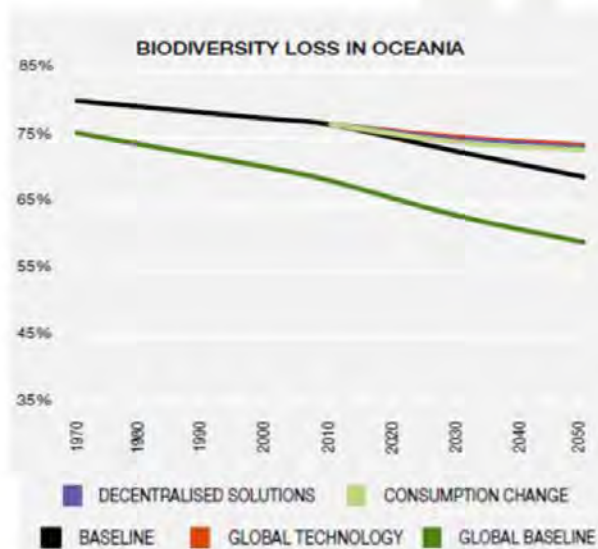


The Intergovernmental Platform on Biodiversity and Ecosystem Services

www.ipbes.net

## Scenarios for 2050: Implications on SDGs and Aichi biodiversity targets

- Increases in protected area coverage but biodiversity loss continues
- Plausible alternative futures:
  - MSA decline could be constrained under some scenarios
  - Crop and pasture expansion can result in 10% reduction in MSA
  - 45 % anticipated loss of habitats and species
  - Up to 90% severely degraded corals
  - 24% and 29% of mammal and bird species likely to go extinct in lowland forests of Sundaland in South-East Asia in coming decades;
  - Rapid decline in fish stocks



Biodiversity loss in the Oceania region under different scenarios

The Intergovernmental Platform on Biodiversity and Ecosystem Services

www.ipbes.net



## Coral reefs in serious decline in Oceania

- Likely future for 40 years:
  - 90 percent of existing reefs will experience adverse impacts of Sea surface temperature rise and ocean acidification

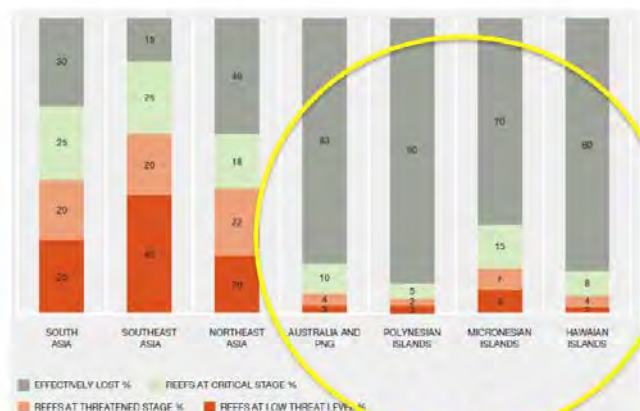


Figure 5.13 Status of Coral reefs in different coral habitats in the Asia-Pacific region. Data source: Wilkinson (2008).


The Intergovernmental Platform on Biodiversity and Ecosystem Services

www.ipbes.net

## Driver interactions in pushing up biodiversity loss

### Major ecosystems in Oceania are directly threatened by a combination of drivers

- **Climate change:** sea level and temperature rise,
- **Land-use change:** conversion of forest cover to agriculture and urban areas;
- **Energy utilization, mining:** Australia in the top 10 coal-producing countries and world leading mineral producer;
- **Invasive alien species:** high endemic fauna and flora replaced by IAS, costs \$9 billion to Australia;
- **Wastes and pollution:** threat to marine, freshwater, and human health



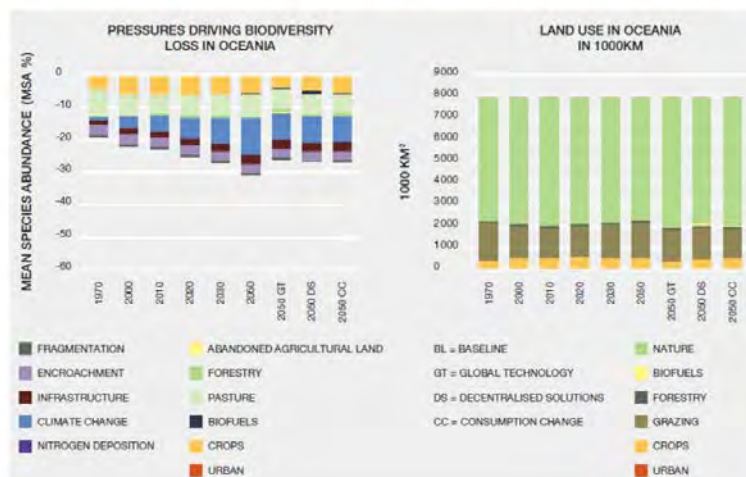
↗	↑	→	↑	→	Agro-ecosystems
↑	↗	↗	↑	↗	Coastal and marine (+coral reefs)
↑	↗	↗	↑	↗	Inland freshwater and wetlands
↗	↗	→	↗	↗	Urban
↗	↗	↗	↗	↗	Grasslands and savannahs
↗	↗	↗	↗	↗	Forest woodland
↑	→	→	↗	→	Alpine
↗	→	→	→	→	Deserts
↑	↗	↗	↗	↗	Islands
↗	→	→	↗	→	Mountains

The Intergovernmental Platform on Biodiversity and Ecosystem Services

www.ipbes.net

## Scenarios for 2050: pressures in Oceania

- Most significant pressure for biodiversity loss: climate change

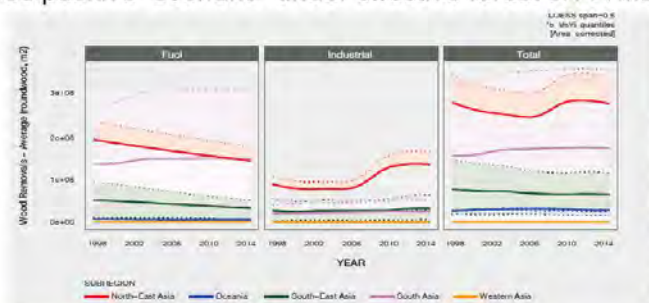


The Intergovernmental Platform on Biodiversity and Ecosystem Services

www.ipbes.net

## Positive scenario due to increase in forest and PA cover

- Progress in forest and protected area expansion increases the probability of meeting Aichi Targets and SDGs
  - The increase in forest and protected area directly help achieve Aichi Biodiversity Targets (4, 5 & 11) and SDGs (12, 14 & 15)
  - Decline in fuel wood extraction reduces pressure on forest
  - However: key biodiversity areas still might not be covered
  - Continued positive scenario under effective forest & PA management



Average wood removals in the Asia-Pacific sub regions

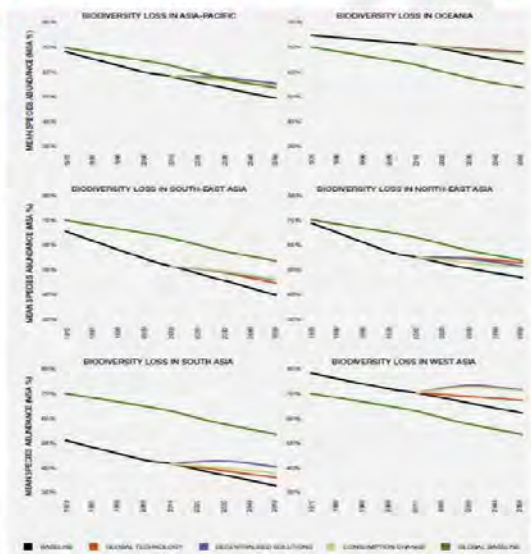
The Intergovernmental Platform on Biodiversity and Ecosystem Services

www.ipbes.net



## Positive scenarios: enabling policies & participatory and multi-level governance

- Scenario based policy and governance reforms indicates better future
  - **Proactive policies** are found to slowdown and reverse the trend of loss
  - **Collaborative and coherent actions** provide better scenarios to harness multiple values of nature
  - **Effective and participatory governance** may reduce impact of driver interactions



Biodiversity loss in the Asia-Pacific Region in terms of mean species abundance under different scenarios

The Intergovernmental Platform on Biodiversity and Ecosystem Services

www.ipbes.net

## Examples of positive scenarios adapted to unique national and regional contexts

- Cross-sector and cross-boundary landscape and seascape improves conservation (e.g. tiger, coral reefs),
- Regional co-operation initiatives helps pollution control and illegal trade
- Indigenous and local community participation protects biodiversity
- Innovative partnership with private sector leverages finance.



The Intergovernmental Platform on Biodiversity and Ecosystem Services

www.ipbes.net



## Highlights of Key Findings

- Some positive trends, **overall the health of biodiversity is poor**, sustained supply of ecosystem services is at risk,
- Traditional drivers of change continue to impact; **new drivers of change** such as climate change, urbanization, invasive alien species, pollution and cultural change, migration are intensifying the impacts,
- **Increased realization of** economic and non-economic **value** of biodiversity and ecosystems among stakeholders,
- Overall scenarios are challenging **but opportunity for better future for biodiversity** and nature's contribution to people exists,
- **Menu of feasible options**, strategies and approaches for policy makers is available,
- Knowledge and capacity gaps remains; **research and knowledge generation is constantly needed.**

The Intergovernmental Platform on Biodiversity and Ecosystem Services

[www.ipbes.net](http://www.ipbes.net)

## Conclusion

1. Overall, the health of biodiversity is poor, sustained supply of ecosystem services is at risk;
2. Increasing awareness on value of biodiversity and ecosystem services
3. Direct drivers continue to impact; indirect drivers are interacting and accelerating biodiversity loss
4. In general, future of biodiversity is at risk but some positive scenarios exist that can reduce and reverse the trend;
5. Overall, Oceania's biodiversity and ecosystems face multi-dimensional challenges.
6. Protecting the hotspots, species, habitats rich in endemic species, risk can be minimized.

The Intergovernmental Platform on Biodiversity and Ecosystem Services


[www.ipbes.net](http://www.ipbes.net)



For more detail visit  
IPBES website for full  
reports:

<https://www.ipbes.net/assessment-reports/asia-pacific>

<https://www.ipbes.net/assessment-reports/asia-pacific>



The Intergovernmental Platform on Biodiversity and Ecosystem Services

[www.ipbes.net](http://www.ipbes.net)



Approval of the Asia Pacific  
Assessment Report; May 18, 2018  
Medellin, Colombia



*Session 2 Presentation on Challenges in Kiribati: Managing the eradication of invasive alien species*

**Title of Presentation: Managing the eradication of Invasive species in Kiribati- Phoenix Islands Protected Area**

Name of Presenter: Neeti Tabokai

Title: Assistant Secretary

Affiliation: Ministry of Environment, Lands and Agriculture Development

Country: Kiribati

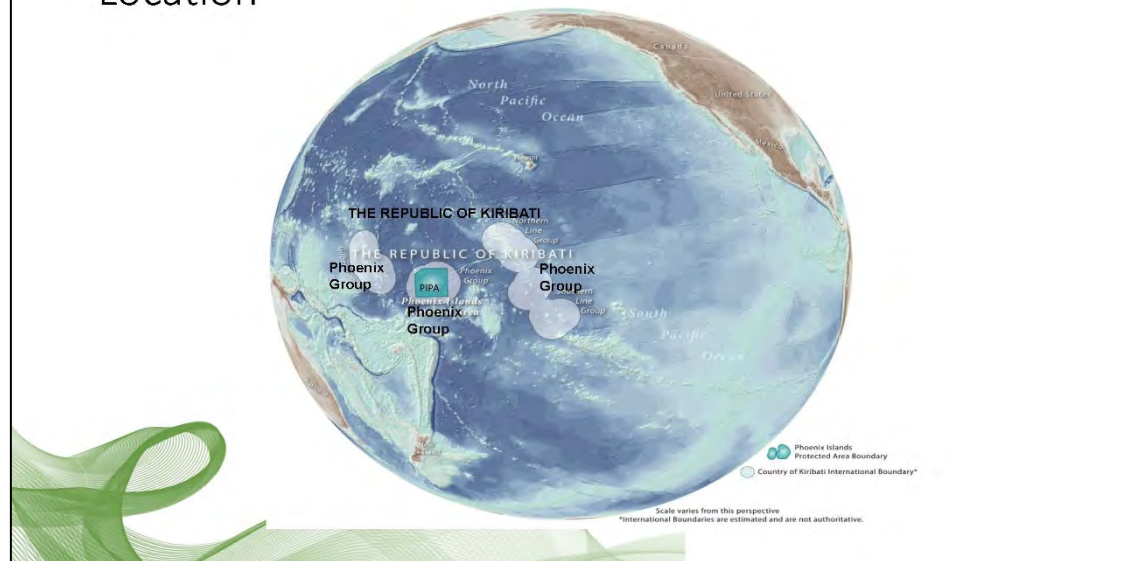
Science-Policy Dialogue on the IPBES Asia-Pacific Regional Assessment for Oceania and the Pacific  
Rydges Capital Hill Hotel, Canberra, Australia  
4-5 April 2019




Pacific  
Australia  
2019



## Location



## Opening: Phoenix Islands Protected Area



- Area spanning 408,250 sq km of marine and terrestrial habitats in the central Pacific Ocean
- Established under the PIPA Regulations 2008
- PIPA declared World Heritage Site by UNESCO in 2010
- The entire PIPA area is closed from Commercial fishing in 2015
- Designated as Key Biodiversity Area of Conversation International's Ecosystem profile for the Polynesia/Micronesia Hotspot under the CEPF (Critical Ecosystem Partnership Fund)
- 6 Islands recently been included as Important Bird Areas (IBA, Birdlife 2010)
- PIPA has 8 islands whereby 7 uninhabited while 1 is inhabited
- Diverse fauna: 50 bird species, 19 breeding seabird species and including endangered and vulnerable

### Invasive Alien Species in the Phoenix Islands Protected Area

Island	Pest Status	Comments	Method
Rawaki (No trees)	Rabbits (targeted 2008)	Eradication declared successful in 2009	Hand-spreading of bait and shooting
McKean	Asian rat	Eradication declared successful in 2009	Hand-spreading of bait and shooting
Birnie	Pacific rat	Eradication declared successful in 2013 (Brown 2011, Pierce and Brown 2011)	Rodenticide baits containing anticoagulant brodifacoum spread over the islands from an helicopter
Enderbury	Pacific rat	Eradication attempted in 2011: failed (Pierce and Kerr 2013)	Rodenticide baits containing anticoagulant brodifacoum spread over the islands from an helicopter
Kanton	Cat, two Rattus spp	Pacific rat and black rat present	Need to be determined
Orona	Cat, Pacific rat	Dogs, pigs previously present but have now gone	Need to be determined
Nikumaroro	Pacific rat	Pacific rat still	Need to be determined
Manra		Need Survey	Need to be surveyed

### Challenges: IAS to Marine & Terrestrial Life

- The 8 islands are dominated by Invasive alien species ,comprising of pest plants and pest animals
- Other IAS existing in PIPA aside Rodent ( Pacific, Asian, black, and Norway rats) are Dogs, ants, and mynah birds
- IAS mainly rodents and cats prey on Seabirds species which are considered threatened and globally important
- Impacted Birds population including those who are endangered e.g Phoenix petrel, storm-petrels, blue noddies
- Changes the ecosystem including reduced nutrient input to the coral reef and ocean
- Corals are also affected from shipwrecks through iron that enrich water causing algal growth and causes black reefs



Pierce, R 2012



## Current Issue: Eradication

- Weak control boarder (now addressed by closing off the entire PIPA area from commercial fishing and entry to the PIPA you need to apply for the PIPA Permit. The Permit condition, a person is required to observe and comply with the “biosecurity protocols when entering the PIPA”
- Local expert for eradication
- Financing expatriates to do the Job
- Lack quarantine supervision
- Lack of Monitoring & Surveillance for illegal landing
- GoK lack resources (transport, tools, etc) to effectively manage biosecurity and managing IAS eradication

## Closing: Final Key Messages

- The need of Eradication is critically needed in the Phoenix Island protected areas for the restoration of Birds species (key role in enriching the natural environment)
- Threat of IAS should be removed for the resources (indigenous & also birds coming in for nesting) to continue play their important role in the Environment

**THANK YOU FOR YOUR ATTENTION**





## Threatened Species – problem or symptom?

Peter Bridgewater  
Adjunct Professor  
University of Canberra  
Australia



Science-Policy Dialogue on the IPBES Asia-Pacific Regional Assessment for Oceania and the Pacific  
Rydges Capital Hill Hotel, Canberra, Australia  
4-5 April 2019

### Opening: Are Threatened Species a problem to be solved – or a symptom of other problems?



Bramble Cay Melomys – recent presumed extinction.  
Emblematic of TS problem:  
Small area of habitat, many external pressures from climate change, hydrology etc.



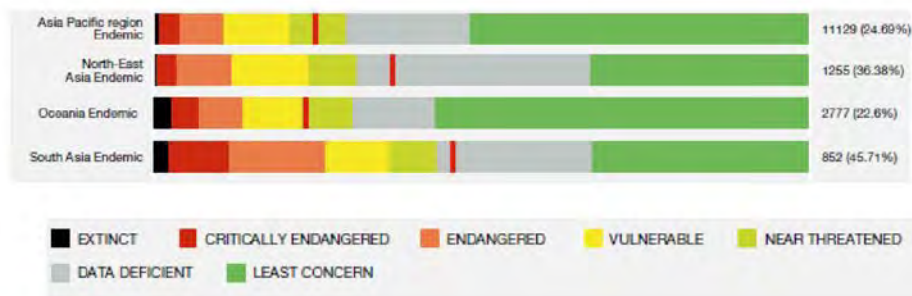
## Are Threatened Species a problem to be solved – or a symptom of other problems?

### What does the SPM say?

Despite the increase in forest cover, **biodiversity is still at risk.**

**Nearly 25 %** of the region's endemic species are currently threatened according to the International Union for Conservation of Nature (IUCN) Red List of Threatened Species, although there is a **high percentage of data-deficient species (19 %)**, indicating the need for more research on endemic species loss in the region (*well established*)

### What does the SPM say?





## What does the SPM say?

Among the different ecosystem types, forests, alpine ecosystems, inland freshwater and wetlands, coastal systems are the most threatened.

Freshwater ecosystems in the region support more than 28 % of aquatic and semi-aquatic species, but nearly 37 % of these species are threatened by

- overfishing,
- pollution,
- infrastructure development and
- invasive alien species.



## What does the SPM say on policy?

Some low-lying islands are already threatened by sea-level rise. negative impacts on biodiversity and nature's contributions to people are projected to worsen, and close regional and global collaboration will be required to counter them.

Transboundary conservation initiatives covering critically threatened biological and cultural landscapes and seascapes exist in the form of upstream-downstream river basin, ridge-to-reef, and regional cooperative agreements.



## What does the SPM say on policy?

Most of the global population of 370 million indigenous people have distinct, but increasingly threatened, traditions and culture and have been maintaining their livelihoods in harmony\* with nature and managing landscapes and seascapes for generations. Action: work with Indigenous populations in a culturally sensitive way to co-design and co-manage Threatened species populations.

Endangered languages disappearing faster than endangered species.

\*Harmony includes feedback reinforcements; People to rest of nature; nature to people as one species.

## What about policy in Australia?

A concern of both National and state governments.

All jurisdictions have TS legislation; at national level there is a TS Commissioner to Expedite work and focus on TS recovery, based on independent science advice.

Legislation focuses on development of Recovery Plans; rather detailed sometimes complex documents. However a lower faster-acting provision is the Conservation Advice

## What about policy in Australia?

A **conservation advice** is an uncomplicated instrument that enables a timelier focus on reducing threats to species than full-blown recovery plans, can be more fleet-footed.

**Conservation advices** can also give guidance to all concerned, including

- primary producers;
- Aboriginal groups;
- community Landcare;
- Conservationists; and
- Scientists.

Helping to make Australia's future conservation more **community-based** over the next decades.



## Closing: Final Key Messages

Success in Threatened species management means a reduction in the threatening processes facing species, and while legislation helps, community interaction and support from all sectors, with identified champions is the real message for success.

And early action, not waiting for all the research!

That way, even the Bramble cay melomys might have survived – and we shouldn't lose hope, give rediscovery of Wallace's giant bee in Indonesia, or the new Holland mouse in Australia!



**THANK YOU  
FOR YOUR ATTENTION!**



*Session 3 presentation on Common Challenges in Oceania that participants pasted on whiteboards at the Knowledge Café Stand:*

# Common Challenges in Oceania sub-region

SPD Secretariat

## Threatened Species

- Australia, ASEAN, New Zealand, Samoa, Fiji and the Cook Islands
- Governance/Institutional Challenges
  - Poor sectoral uptake of NBSAP
  - Weak Science Policy interface
  - Inclusion of indigenous knowledge systems
  - Poor sectoral support
- Physical/Direct Challenges
  - Transboundary pangolin trading
  - High proportion of threatened species due to invasive species
  - Development and land use change for tourism

# Future Policy Steps for Protected Areas


- Increased support for traditional knowledge and management
- In the context of the SPD, welcomed presence by policy “influencers” from various governments, however limited/no policy “intakers” present
- Thinking outside normative framework that protected areas are an ideal policy mechanism
- Small-scale, bottom-up approaches with integration of indigenous management



*Session 4 Presentation on uptake events and activities, outreach materials, and examples of raising awareness of IPBES assessments and its products*


Science Policy Dialogue on the IPBES Asia-Pacific Assessment for Oceania and the Pacific

Canberra, Australia  
4-5 April 2019




# Supporting use and uptake of approved IPBES assessments

Clarissa C. Arida  
IPBES capacity-building task force member



[www.ipbes.net](http://www.ipbes.net)



## Outline

### 1. IPBES capacity-building

- Supporting use and uptake of IPBES assessment reports
- Collaborative initiatives with contributing organisations

### 2. Uptake and impacts of IPBES products

- The users of IPBES products
- Uptake events for IPBES assessment reports
- Impacts of IPBES products

### 3. Promoting national and (sub)regional ecosystem assessments and platforms and networks

- Developing guidance

## What does IPBES do?

The work of IPBES is grouped around four complementary functions:

- Assessing knowledge (synthesis & critical evaluation of available knowledge)
  - On specific themes: “Pollinators, Pollination and Food Production” (2016); “Land Degradation and Restoration” (2018)
  - On methodological issues: “Scenarios and Models” (2016)  
At both the regional and global levels: 4 Regional assessments of Biodiversity and
  - Ecosystem Services (2018); “Global Assessment of Biodiversity and Ecosystem Services (2019)
- Policy support
  - Identifying policy-relevant tools and methodologies
  - Facilitating their use & catalysing their future development
- Building capacity
  - Identifying & meeting priority capacity needs of IPBES Members, experts & stakeholders.
- Catalysing the generation of new knowledge
  - Identifying and communicating gaps in knowledge to help fill gaps

The Intergovernmental Platform on Biodiversity and Ecosystem Services

[www.ipbes.net](http://www.ipbes.net)



# 1. IPBES capacity-building





### IPBES task force on capacity-building

- Strengthen the capacity to implement key IPBES functions



### IPBES capacity-building rolling plan

- Consultation, dialogue meetings, training workshops and fellowship programme



### IPBES capacity-building forum

- Third meeting of the forum hosted by UNESCO, Paris, September 2018.
- Further enhance collaboration with contributing organisations



The Intergovernmental Platform on Biodiversity and Ecosystem Services

[www.ipbes.net](http://www.ipbes.net)

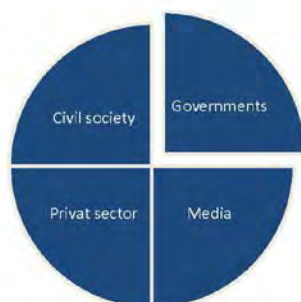


## 2. Uptake and impacts



## Uptake events

### ▪ The users of IPBES products



### ▪ Expanding list of uptake events for IPBES reports

- 100+ events planned in all UN regions

### ▪ Examples of uptake events in AP region


Asia-Pacific Forum on Sustainable Development (APFSD), Thailand, 2018	-International Forum for Sustainable Asia and the Pacific 2018 (ISAP2018), Japan, 2018
-ESP MENA and Asia Regional Conferences Jordan and India, 2018	-International Biodiversity Congress 2018 (IBC), India, 2018
-Seminar to New Zealand Ministry of Environment, Foreign Affairs, Statistics and Trade, New Zealand, 2018	-Uptake event on IPBES Assessments in Japan, Japan, 2018

The Intergovernmental Platform on Biodiversity and Ecosystem Services

[www.ipbes.net](http://www.ipbes.net)

## Impacts IPBES Pollination assessment (2016)

- World Bee Day: Bee with us on 20 May!
- CBD: Decision XII/15 (Dec. 2016): implications of the IPBES assessment on pollination for the work of the Convention
- FAO: International Initiative on Pollination
- UNDP: "Dialogues on pollination" (UNDP/BES-Net)
- Coalition of the willing
- National strategies and action plans




The Intergovernmental Platform on Biodiversity and Ecosystem Services

[www.ipbes.net](http://www.ipbes.net)




## Impacts IPBES scenarios and models assessment (2016)

- BiodivERsA/ Belmont Forum joint research call for proposals on scenarios and models of BES - 28 million Euros



- Decision of the CBD (Global Biodiversity Outlook 5)



- Phase 2 of scenario work

The Intergovernmental Platform on Biodiversity and Ecosystem Services

[www.ipbes.net](http://www.ipbes.net)

## Impacts IPBES land degradation and restoration assessment (2018)

- Ramsar Global Wetland Outlook
- New Zealand issues first report on land issues following IPBES AP and LDR Assessments
- French CEOs sign Act4Nature corporate pledge partly based on results of IPBES Assessment Reports
- IPBES Web Conference on LDR Knowledge Gaps and Needs



The Intergovernmental Platform on Biodiversity and Ecosystem Services

[www.ipbes.net](http://www.ipbes.net)





# 3.

## National ecosystem assessments



### Promoting national and (sub)regional ecosystem assessments

- Capacity Building for national ecosystem assessment – UNDP/BES-Net and UNEP WCMC
  - Phase I: Cameroon, Columbia, Ethiopia and Vietnam
  - Phase II: Azerbaijan, Bosnia and Herzegovina, Cambodia and Grenada
- Developing guidance which can support countries in carrying out national and sub-regional assessments







## 4. National platforms and networks



### Promoting national and (sub)regional platforms and networks

- Developing guidance to can support countries in establishing national and (sub)regional science-policy platforms and networks



The Intergovernmental Platform on Biodiversity and Ecosystem Services

[www.ipbes.net](http://www.ipbes.net)



## IPBES Impact Tracking Database: TRACK

- Record and share examples of the use of IPBES outputs in decision-making or in science.
- Type, scale, region, country of impacts generated
- TRACK submission portal:  
[www.ipbes.net/impact-tracking](http://www.ipbes.net/impact-tracking)



The Intergovernmental Platform on Biodiversity and Ecosystem Services

[www.ipbes.net](http://www.ipbes.net)

## Supporting use and uptake of approved IPBES assessment reports

- **Types of uptake events**
  - 1) Stand-alone uptake event
  - 2) Add an IPBES element to/aligning the agenda of already-planned event
- **Examples of support from IPBES**
  - 1) Facilitation of participation of IPBES officials (physical or online)
  - 2) Sharing templates for agendas
  - 3) Sharing concepts for uptake events
  - 4) Contribute to the organization of events
  - 5) Facilitation of sessions



The Intergovernmental Platform on Biodiversity and Ecosystem Services

[www.ipbes.net](http://www.ipbes.net)



IPBES Secretariat, UN Campus  
Platz der Vereinten Nationen 1, D-53113 Bonn, Germany  
[secretariat@ipbes.net](mailto:secretariat@ipbes.net)

[@IPBES](https://twitter.com/IPBES)  
[www.ipbes.net](http://www.ipbes.net)

## The Challenges of Enforcing Vanuatu's Biodiversity Legislation

Presenter: Mimosa Bethel

Position: Biosafety and Invasive Species Officer

Division: Biodiversity and Conservation

Affiliation: Department of Environmental Protection and Conservation

Country: Vanuatu



## Vanuatu's commitment to protect and conserve its biodiversity

Vanuatu is committed to protect and conserve its biodiversity through our national policies and plans such as:

- The inclusion of environment as one of the three main pillars of the *National Sustainable Development Plan* (NSDP), that is directly linked to policy objectives of the *National Environment Policy and Implementation Plan* (NEPIP)
- The recent development of a *National Biodiversity Strategy and Action Plan* (NBSAP) under the Convention of Biological Diversity requirements
- Other relevant policies ranging from *Climate Change and Overarching Productive Sectors Policy* and other respective natural resource management sector policies also include measures towards protection, conservation and sustainable use of biodiversity





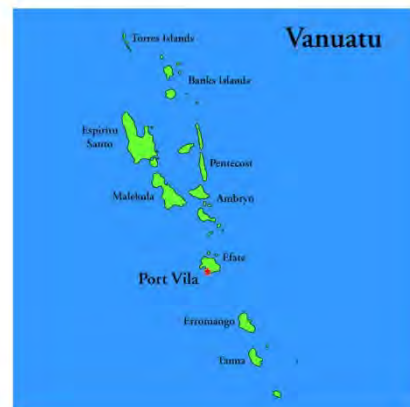
## Challenges in enforcing Vanuatu's biodiversity legislation

The challenges faced in Vanuatu regarding the enforcement of our biodiversity legislation include the following factors:


- I. Geographical location and distribution of islands
- II. Human resources
- III. Conflicting legislative priorities
- IV. Development and the difficulty of enforcement (Environmental Impact Assessment)
- V. Cultural practices and norms
- VI. Intangible influences

### I. Geographical location and distribution of islands


- ✓ 83 inhabited islands
- ✓ Stretches approximately 1,200km north to south
- ✓ Practical logistics are very costly
- ✓ Transportation options are slow and infrequent
- ✓ Remoteness and inaccessible settlements (e.g. no roads, villages only accessible by walking, difficult locations for boat access)



## II. Human resources

- ✓ Limited staff working in the environmental sector
  - ✓ Limited graduates, estimated to be less than 10 environmental graduates per year (environmental degrees offered only in Fiji)
  - ✓ Limited in-country expertise and specialisations
  - ✓ Lack of funding to hire an adequate number of staff for the amount of work required
- 

## III. Conflicting legislative priorities

- ✓ While there has been significant progress in the development of environmental institutions and legislation in Vanuatu, the focus on economic growth and productivity has taken a toll on the natural resource base and the environment
  - ✓ Government departments and their legislation are mandated to achieve sustainable development, but in many cases, pressure is placed on departments on creating revenue through increases in production, than on balancing this with sustainable resource use
- 



#### IV. Development and the difficulty of enforcement (Environmental Impact Assessment)



- ✓ The Environmental Protection and Conservation Act [CAP 283], requires an Environmental Permit for projects that will cause, or are likely to cause, environmental, social or customary impacts
- ✓ Nationally there is 1 compliance officer who does not have a budget, and there are difficulties in assessing developments for non-compliances
- ✓ No legislation gives a specific species a value. Instead, species are categorized as endemic, endangered, rare and etc.

## V. Cultural practices and norms

- ✓ The country was founded on Melanesian values of respect, harmony, unity and forgiveness
- ✓ Concepts of 'non-compliance' and 'penalties' from a Western perspective are not always understood at the grassroots level
- ✓ Culturally, ni-Vanuatu society is largely non-confrontational



## VI. Intangible influences

- ✓ Political influence
- ✓ Small society, major influence from politics and through social connections
- ✓ Corruption occurs in the implementation of legislation



**THANK YOU!**

**Contact: Mimosa Bethel**

**Department of Environmental Protection and Conservation**

**Government of Vanuatu**

**[mbethel@vanuatu.gov.vu](mailto:mbethel@vanuatu.gov.vu)**

**Ph: +678 776 3385**



## Challenges for Appropriate Policies

Name of Presenter: Ulu Bismarck Crawley  
Title: Chief Executive Officer  
Affiliation: Ministry for Natural Resources and Environment  
Country: Samoa

Science-Policy Dialogue on the IPBES Asia-Pacific Regional Assessment for Oceania and the Pacific  
Rydges Capital Hill Hotel, Canberra, Australia  
4-5 April 2019

## Samoa

### Relevant Sector Policies and Plans

- o Samoa Tuna Management Plan 2011-2015
- o National Policy on the Conservation of Biological Diversity
- o Samoa National Invasive Species Action Plan 2018-2022
- o NBSAP 2016-2020
- o National Environment and Development Sector Plan (NESP) 2017- 2020
- o Samoa's State of Environment (SOE) Report for 2019

### Multilateral Environmental Agreements

- i. Convention on Biological Diversity (CBD) 1994
- ii. World Forest Charter (WFC) 1994
- iii. UNCLOS relating to the Conservation and Management of Straddling Fish Stocks and Highly Migratory Fish Stocks 1996
- iv. World Heritage Convention on Cultural and Natural Heritage Sites (WHC) 2001
- v. Cartagena Protocol on Biosafety (CPB) 2002
- vi. Ramsar Convention on Wetlands 2004
- vii. Conventions on International Trade in Endangered Species of Wild Fauna and Flora (CITES) 2005
- viii. United Nations Framework on Forestry 2003
- ix. Convention on the Conservation of Migratory Species of Wild Animals 2005
- x. Nagoya Protocol 2014

### Regional Policies

- o Framework for Nature Conservation and Protected Areas in the Pacific Islands region 2014-2020;
- o Pacific Oceanscape Framework
- o Guidelines for Invasive Species Management in the Pacific o Pacific Islands Marine Species Programme



- **The resilience of ecosystems is constantly threatened by a number of threats:**

- habitat loss, degradation and fragmentation
- invasive species
- unsustainable use and management of natural resources o poorly planned development activities
- climate change and climate variability



## Drivers of Biodiversity Loss

- Geographic smallness and isolation
- Demographics
- Access to resources and land tenure systems
- Economic Development
- Changing consumption patterns and lifestyle
- Climate Change and Climate Variability





## NBSAP Review

- i. There was no systematic approach and on-going program for monitoring the implementation of the NBSAP.
- ii. Significant gains have been made in identifying and setting aside high value areas for protection, and extending Samoa's terrestrial and marine protected area network. The expanded network of Key Biodiversity Areas (KBAs) comprises 33% of Samoa's terrestrial and inshore areas.
- iii. A number of key scientific studies have been completed and our knowledge of the status of some of our important biomes and endemic species is updated.
- iv. Significant progress was made in mainstreaming the environment generally into the national planning framework, and indirectly through this, biodiversity conservation. Similar progress is observed in the mainstreaming of environmental priorities including biodiversity conservation into the plans of other sectors in particular agriculture, tourism, education, infrastructure and water resources.
- Biodiversity monitoring have been largely ad hoc for most terrestrial species of conservation importance and narrowly focused on specific projects or species and habitats associated with specific projects.
- vi. Most of the NBSAP implementation is donor funded, mostly from GEF sources and bilateral support. It indicates that while biodiversity conservation mainstreaming has progressed in terms of planning, there is still some way to go for integration into national accounting and local budgetary processes.

## Key Challenge to Policy Development

- Capacity
- Resources
- Data and Information
- Legislation and regulations
- Coordination
- Institutional setting
- Reporting and Monitoring
- Enforcement and compliance


### **Final Key Messages**

- Integration
- Synergies
- Resource Management
- Whole of Country Approach
- Sector Coordination
- Transparent
- Commitment




### **Faafetai**






# Framing discussion on support and tools for using IPBES assessment reports for policy reforms and improving future assessments

**Assessment Co-Chair Dr. Madhav Karki**



[www.ipbes.net](http://www.ipbes.net)



## Policy support context

### Mainstreaming of biodiversity into development policies, plans, and programs

- Integrate biodiversity conservation into key development sectors (e.g., finance, agriculture, social development).





## IPBES mandate on policy support

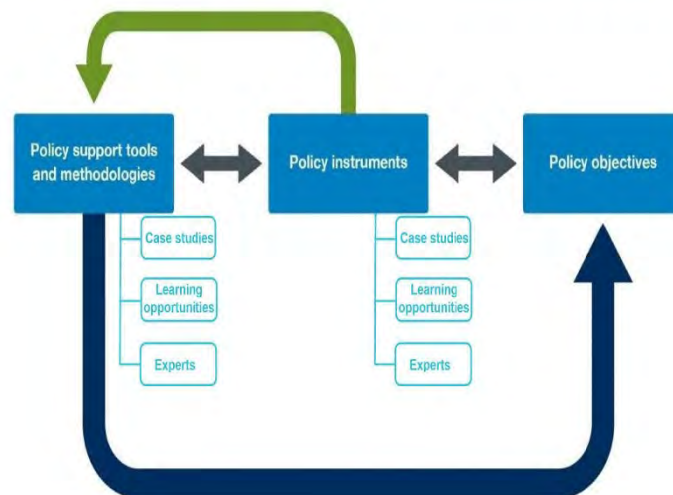
One of the 4 functions of IPBES is: “... *to support policy formulation and implementation by identifying policy-relevant tools and methodologies and to enable decision makers to gain access to those tools and methodologies*”.

In the current work programme, this is being addressed by:


- **Developing a policy support portal** (including policy support tools and policy instruments linked to assessments, case studies, learning opportunities, guidance, and communities of practice)
- **Preparing methodological guidance** on how to address policy support tools and methodologies within IPBES assessments
- **Delivering assessments** covering methodological and thematic issues, which address policy-related issues

## IPBES Policy Support Portal

<https://www.ipbes.net/policy-support>



## Examples of resources from the Asia-Pacific assessment available through the portal



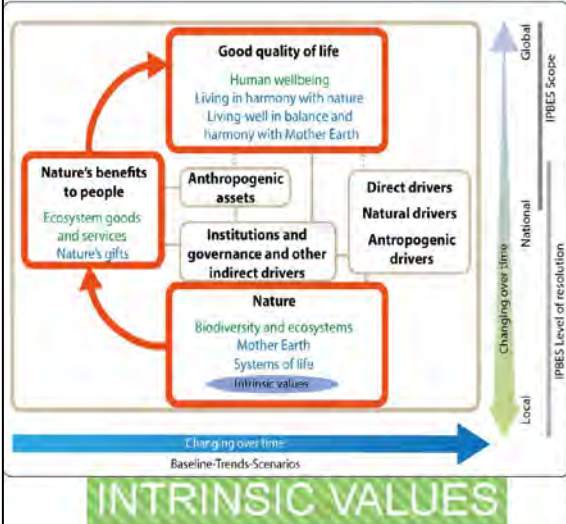
### Policy instruments

- Payment for ecosystem services ([here](#))
- Biodiversity offsets ([here](#))

### Policy support tools

- IUCN Red List of Threatened Species ([here](#))
- Protected Planet ([here](#))

## MULTIPLE CONCEPTUALIZATION OF VALUES



These are anthropocentric values, this means it represents a value for human beings and human purposes.

**Instrumental:** Attributed to something as a means to achieve a particular end

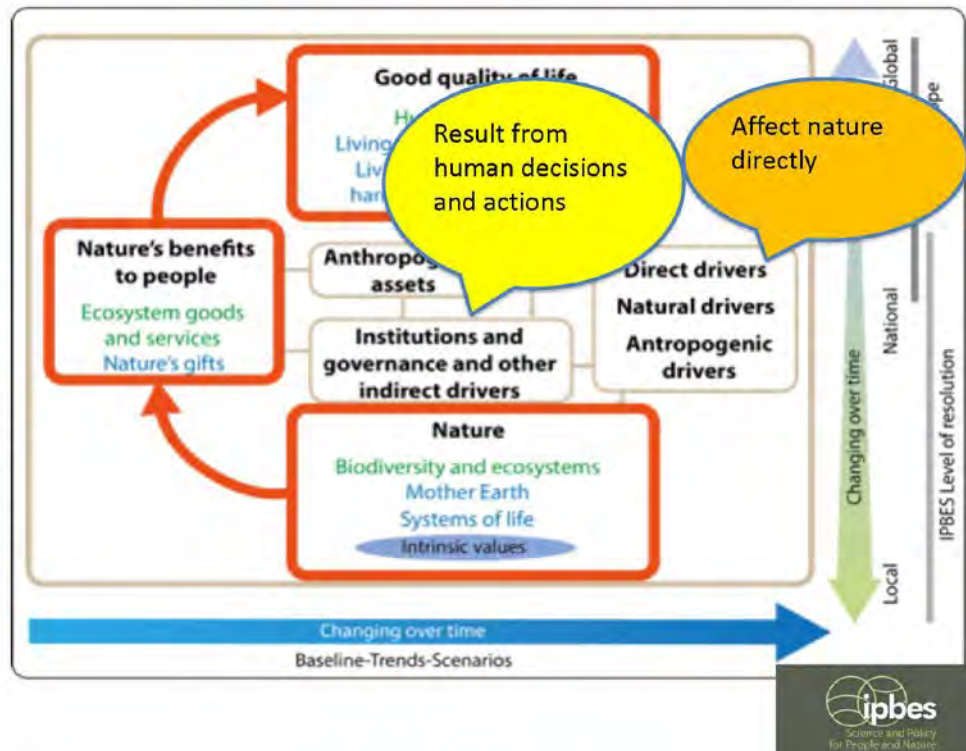
**Relational:** Attributed to the meaningfulness of relationships

It can refer to inherent value, i.e. the value something has independently of any human existence or evaluation.

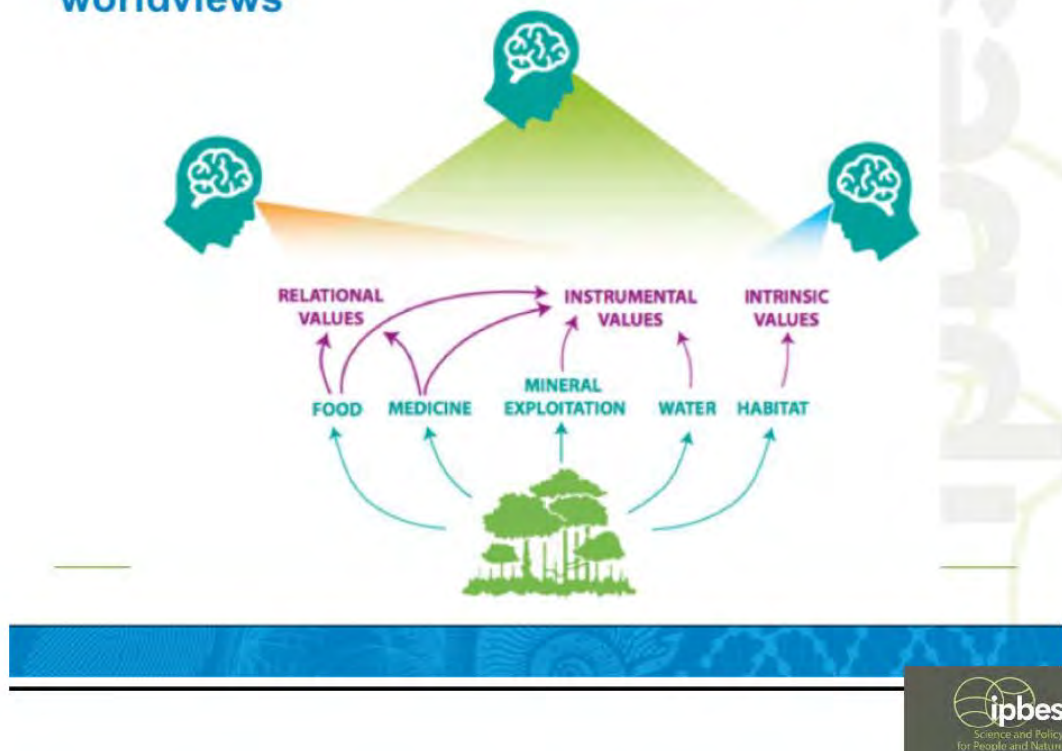


## Concept of Multiple values within IPBES framework

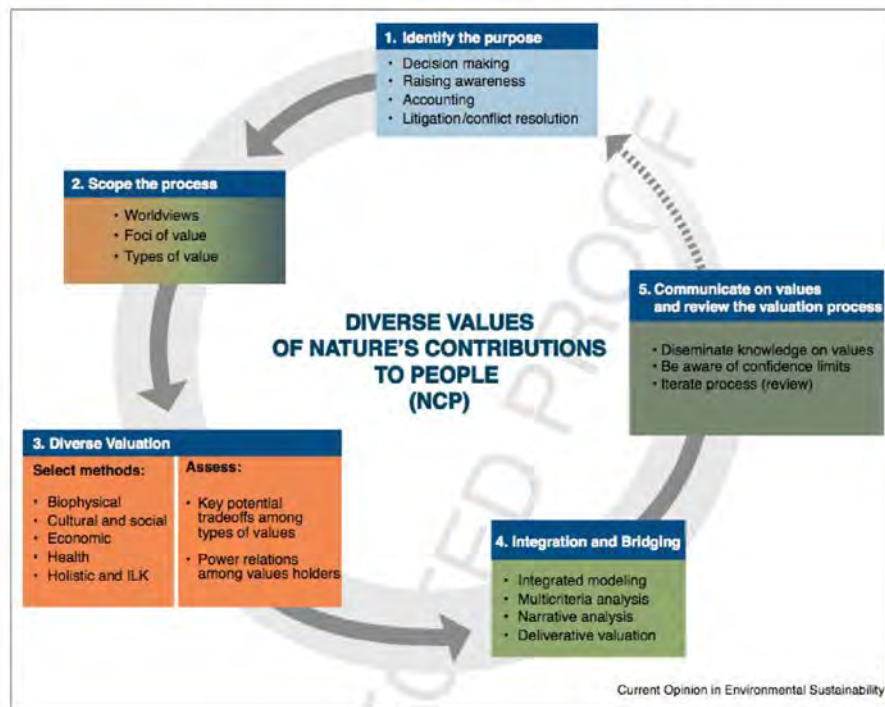
### Drivers, scenarios and policy responses



### Approaching values acknowledging multiple worldviews



## Step-by-step approach to valuation



## Scenarios and models

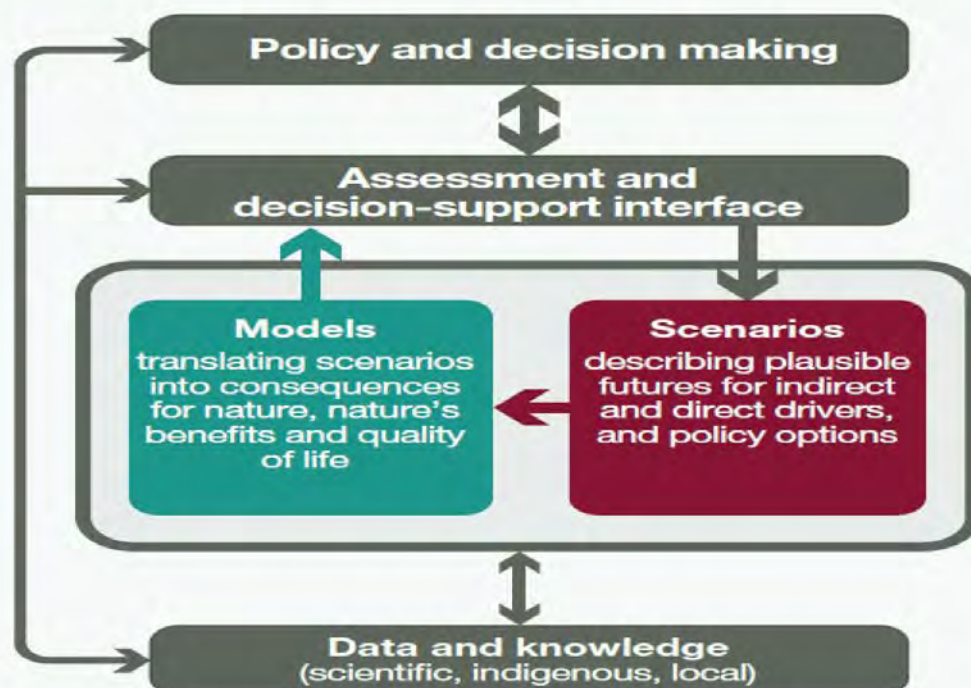
1. “Models” are qualitative or quantitative descriptions of key components of a system and of relationships between those components. For the APRA focus was mainly on describing relationships between: (i) indirect and direct drivers; (ii) direct drivers and nature; and (iii) nature and nature’s benefits to people.

2. “Scenarios” are representations of possible futures for one or more components of a system, particularly, in this assessment, for drivers of change in nature and nature’s benefits, including alternative policy or management options.

## Use of scenarios and models in policy process

- Scenario development or scenario analysis or “scenario planning” is a **systematic method for thinking creatively about dynamic, complex and uncertain biodiversity futures**, and identifying strategies to prepare for a range of possible outcomes
- Models are used either to do scenario planning or implementation;
- Scenarios, especially narrative ones will be useful in improving future assessment but the use of current assessment needs normative (story telling) scenarios.

## IPBES's approach in scenarios and models



Source: IPBES



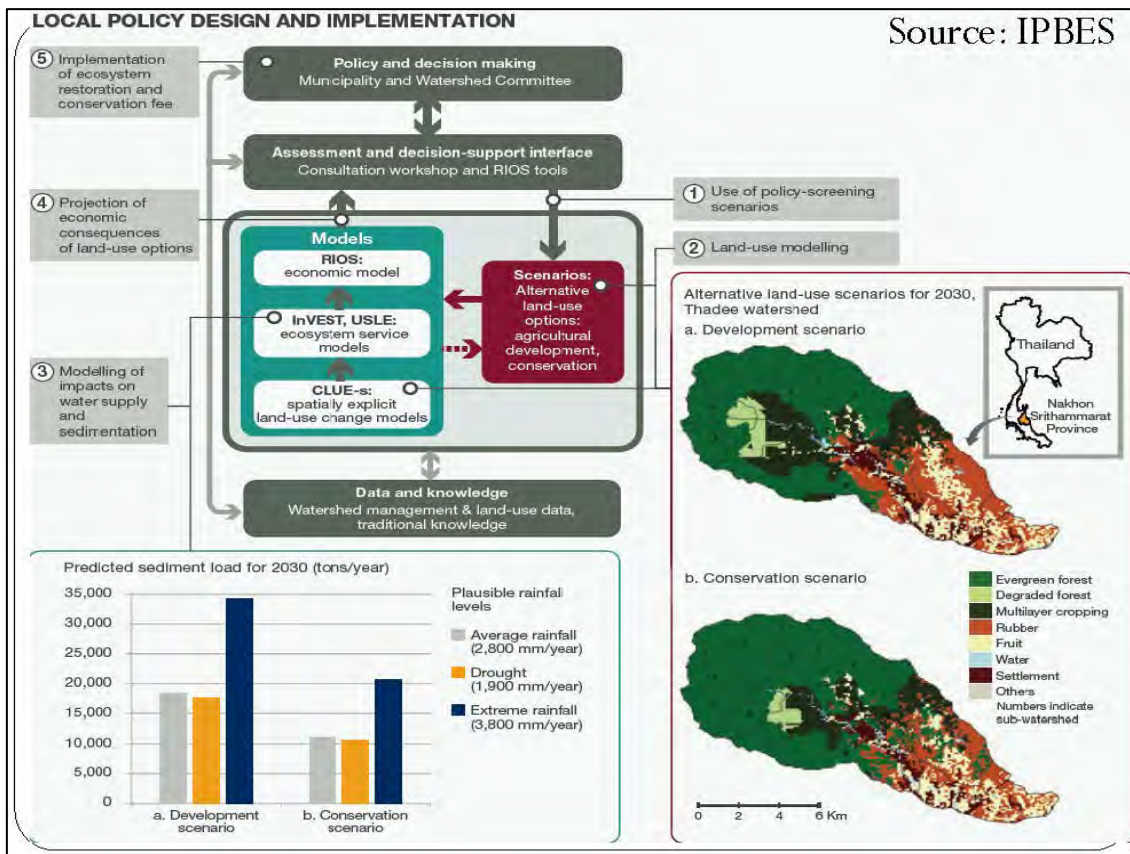
## Scenario building approaches

Two general approaches to scenario analysis exist; forecasting and backcasting:

1. **Exploratory (Forecasting)** – Stakeholders create projections about what may occur in the future and the alternative paths to getting there.
2. **Normative (Backcasting)** – Stakeholder groups determine a desired future situation, and the group works backwards from this point to identify steps needed to reach the desired future position.

## Participatory scenario development

- Involves stakeholders in the creation of scenarios;
- Uses shared learning dialogue (SLD) and debate to produce a shared vision of the future and a plan to achieve it
- Co-produces knowledge, and foster cooperation between different stakeholders
- Fits into multi-scale scenario building and foresight



## Inclusion of indigenous and local knowledge in IPBES assessment

The IPBES Principles :

- Recognize and respect the contribution of indigenous and local knowledge to the conservation and sustainable use of biodiversity and ecosystems***

Busan Outcome: UNEP/IPBES.MI/2/9, Appendix 1, para. 2 (d)

Tasked IPBES Multidisciplinary Expert Panel to:

- Explore ways and means to bring different knowledge systems, including indigenous knowledge systems, into the science-policy interface***

To oversee this work on ILK [Deliverable 1(c)], IPBES created

**a Task Force on Indigenous and Local Knowledge**



## Approaches for Integrating ILK in IPBES Assessments

1.	Giving equal priority to indigenous and local people & practices
2.	Defining mutual goals, benefits and benefit-sharing
3.	Recognising and supporting rights and interests
4.	Recognising and respecting diverse world views
5.	Understanding and respecting different types of working culture
6.	Building dialogue to address gaps, convergence and synergies between ILKS and science
7.	Establishing mutual trust and respecting intercultural differences
8.	Practicing reciprocity, giving back and capacity building
9.	Recognizing and respecting intellectual and cultural rights
10.	Ensuring culturally appropriate storage of and access to information
11.	Utilising formal and informal agreements and statements (ABS)

## Capacity building needs and strategies in IPBES Assessment

**Agenda: Developing capacity of Indigenous Peoples and Local Communities (IPLC) especially ILK Knowledge Holders to participate in IPBES assessments at global, regional and national scale by:**

- Sharing information and knowledge on IPBES work, especially assessments to have them participate meaningfully in the IPBES process.
- Engaging knowledge holders from IPLC to contribute in the establishment of participatory mechanism .
- Increasing their participation and voice in their respective country in NBSAP and other national biodiversity activities;
- Enhancing their role in policy development process by practicing participatory scenario planning

## Conclusion

- IPBES has a catalytic role of enhancing science-policy interface among its members;
- It does this through 4 complimentary functions:  
1. Knowledge generation, 2. Conducting Assessment; 3. Policy Support, and 4. Capacity Building;
- IPBES has developed support tools, approaches, knowledge data, valuation guide, scenario building methodology and capacity building support to make IPBES product useful to its members.





## Last Words

Peter Bridgewater  
Adjunct Professor  
University of Canberra  
Australia


Science-Policy Dialogue on the IPBES Asia-Pacific Regional Assessment for Oceania and the Pacific  
Rydges Capital Hill Hotel, Canberra, Australia  
4-5 April 2019

## Opening: really good meeting



But might not have saved the  
Bramble Cay Melomys

So... a review says...  
*as with any similar organisation,  
there is always room for  
improvement in terms of governance,  
functions, and **positioning for impact  
of the Platform.***



really good meeting...

Memes to save genes....

Mainstreaming  
Cultural framing  
Hierarchy of delivery..





really good meeting...

Think outside the box..  
Beyond protected areas,  
Threatened species etc

To a more holistic approach...



Talking to ourselves...

Where are the policy makers?  
Decision takers?

Where is the private sector?  
National Capital Coalition?



## Change Agents

SPREP – in the region, of the region

Is IUCN helpful?

UNEP? GEF? UNDP? UNESCO?



## Change Agents

What can OZ/NZ do in this mix?

What SHOULD OZ/NZ do in this mix?

Are they able to influence change?

What would be welcome?

Aid?



## Influencing Change

Future Assessments –  
Oceania to try and be more active in scoping

Stress EVIDENCE rather than science

Look to using scenarios....



## Influencing Change

Make sure all Four IPBES functions  
Are prominent –  
Not just assessments...

Use SDGs as essential framing  
Talk/Ask about IPBES at CBD events..  
And other relevant conventions,  
Including UNFCCC, UNCCD



## Influencing Change

Take the messages from this meeting home,  
and try to take them back to IPBES.

And think about transiting from Observer  
To MEMBER, come to the Plenaries, &  
Become influencers on this global debate!



## Closing: Final Key Message

Above all take the messages, keep the “bite”  
But add sugar and hope when you talk to  
Decision takers....

Remember Wallace's Giant bee.. 😊





7.5 Selected photographs







Photo captions:

- a. Ms. Naoko Nakajima, Director, Tokyo Sustainability Forum, Institute for Global Environmental Strategies (IGES)
- b. Ms. Christmas de Guzman, Programme Officer, Asia-Pacific network for Global Change Research (APN)
- c. Mr. Wally Bell, Buru Ngunawal Aboriginal Corporation
- d. Dr. Nadine Saad, Programme Management Officer, Secretariat of the Convention on Biological Diversity
- e. Ms. Mimosa Tukurauwia Bethel, Environment Officer, VANGOV, Department of Environment Protection and Conservation
- f. Prof. Peter Bridgewater, Adjunct Professor, Institute for Applied Ecology and Institute for Governance and Policy Analysis, University of Canberra
- g. Dr. Madhav Karki, IPBES Asia-Pacific RA Co-Chair and IPBES MEP Member
- h. Dr. Kirsten Davies, Senior Lecturer, Macquarie University
- i. Dr. Md Saiful Karim, Associate Professor, Queensland University of Technology (QUT)
- j. Mr. Seiji Tsutsui, Director, Asia-Pacific network for Global Change Research (APN), JBF-IPBES(C3) Project Chair
- k. Ms. Kelly Buchanan, Head, International Policy Section, Australian Government Department of the Environment and Energy
- l. Q&A Sessions
- m. Dr. Kirsten Davies, Macquarie University; IPBES APRA Coordinating Lead Author
- n. Mr. Andre Mader, Researcher, Institute for Global Environmental Strategies (IGES), IPBES-TSU member
- o. Mr. Ulu Bismarck Crawley, Organization Ministry for Natural Resources and Environment, Samoa
- p. Group Photo
- q. Breakout Group Discussion on IPBES Uptake of IPBES Assessments
- r. Breakout Group Discussion on Development of Biodiversity Policy
- s. Breakout Group Discussion on Threatened Species
- t. Breakout Group Discussion on Invasive Alien Species

## 7.6 Oceania pre-dialogue survey results (8 respondents)

### QUESTION 1: Respondent information

#### **SAMOA**

Ulu Bismarck Crawley  
Organization Ministry for Natural Resources and Environment  
Samoa

#### **TONGA**

Tahirih Hoka fonu  
Organization Department of Environment, MEIDECC  
Tonga

#### **VANUATU**

Mimosa Bethel  
Organization Department of Environmental Protection and Conservation  
Vanuatu

#### **AUSTRALIA**

Peter Bridgewater  
University of Canberra  
Australia

#### **TUVALU**

Tilia Tima  
Environment Department  
Tuvalu

#### **COOK ISLANDS**

Heimata Karika  
National Environment Service  
Cook Islands

#### **NAURU**

Bryan Star  
CIE  
Nauru

#### **NEW ZEALAND**

Elaine Wright  
Organization Department of Conservation  
Country New Zealand



**QUESTION 2**

*Please describe ONE key challenge that your country is currently facing, with regard to the management or governance of biodiversity (50-100 words).*

**SAMOA**

The biggest challenges faced is having appropriate policies, the enforcement and compliance mechanism and instrument in place, monitoring and evaluation frameworks

**TONGA**

This is limited power for enforcement of legal and policy framework as well as lack of community awareness, due to vast geographical scatterings of the islands, and high human and transportation costs.

**VANUATU**

There are various challenges that Vanuatu faces with the management or governance of its biodiversity. But a key challenge here will be the legislation that governs the country's biodiversity. The Environmental Protection and Conservation Act, CAP 283 is the solitary act that gives power to the protection of Biodiversity nationwide, and several legislation relatively associated as the National Ozone policy, Fisheries regulations, CITES Appendix II and the Specific species regulation which is still at its draft initial stage (it focused on harvesting, use, species kept in captivity, Export species, Endemic, rare, Threaten and overexploited species). There are in-country instruments that contains Strategy Action plan as NEPIP, NBSAP and NSDP that assist with the better management of our biodiversity. Despite the facts that we have all these in place the country often lack financial capacity to the enforcement of these legislation, and in other case the country lack of Human resources is a huge cap.

**AUSTRALIA**

Balancing the demands for action on Threatened species with a broader landscape approach

**TUVALU**

Small island country with limited capacity on managing invasive species

**COOK ISLANDS**

Community support and buy in for protected areas and biodiversity conservation given the pressures of development

**NAURU**

Policy Legislation and Enforcement

**NEW ZEALAND**

Decline of biodiversity on private land

### QUESTION 3

Does your example fit into any of the challenges in the IPBES regional assessment on Asia and the Pacific? If so, please indicate which:

#### SAMOA

7, 8, 9, 10, 11, 12, 13

#### TONGA

7, 8, 11, 13,

#### VANUATU

7, 8, 13

#### AUSTRALIA

6, 7, 8, 10, 11, 12

#### TUVALU

7, 8

#### COOK ISLANDS

Other

#### NAURU

6, 7, 8, 9, 10, 11, 12, 13

#### NEW ZEALAND

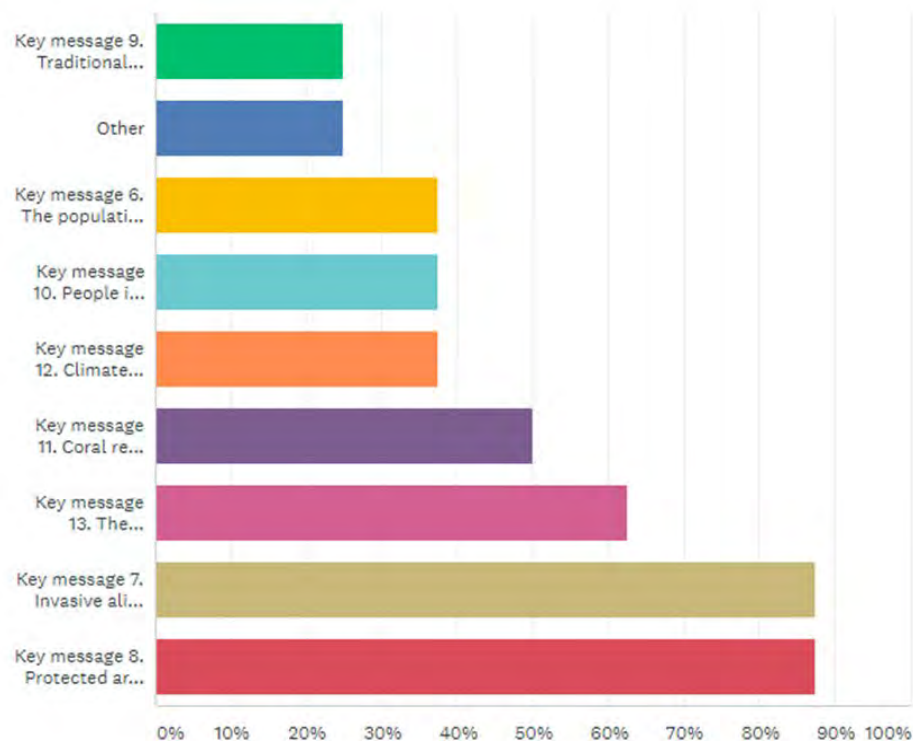
6, 7, 8, 13

### COMMON AMONG 7 RESPONDENTS:

**Key message 7.** Invasive alien species have increased in number and abundance, and constitute one of the most serious drivers of biodiversity loss across the Asia- Pacific region

**Key message 8.** Protected area coverage in the Asia-Pacific region has increased substantially but does not effectively target areas of important biodiversity, and progress is needed towards better overall management effectiveness

Answered: 8 Skipped: 0



**QUESTION 4**

*Would you be willing to briefly present such an example at the science-policy dialogue workshop?*

**Total responses: Yes (3), No (5)**

**SAMOA:** Yes

**TONGA:** No

**VANUATU:** Yes

**AUSTRALIA:** Yes

**TUVALU:** No

**COOK ISLANDS:** No

**NAURU:** No

**NEW ZEALAND:** No

Samoa, Vanuatu and Australia (Peter) are willing to present

**QUESTION 5**

*Do you have any examples of raising awareness about the IPBES Regional Assessment for Asia and the Pacific or any other IPBES products? Please explain briefly (50-100 words).*

**SAMOA:** No

**TONGA:** I can confirm that during the workshop this week.

**VANUATU:** Vanuatu has not become a member yet to the IPBES and we have not raised awareness relating to the IPBES Regional Assessment for Asia and the Pacific or any other IPBES products, but the Department of Environmental Protections and Conservation, often carried out awareness that are somewhat relevant to the challenges from the IPBES Assessment. The department often carried out Alien Invasive species Awareness, Community Conservation Area awareness to interested communities, Waste and pollution awareness and other more awareness that are close related to the challenges identified.

**AUSTRALIA:**

One issue IPBES has globally is too low a profile, this is not limited to A-P but is especially serious in this region due to low numbers of platform members.

**TUVALU**

We can raise awareness by having radio talk back shows, even promoting them in our National Environment and Biodiversity Week which is in late May to first week of June

**COOK ISLANDS**

No

**NAURU**

Very sorry I do not have an example and in fact this is the first time that I will be really aware of IPBES products and their work in the Asia Pacific region

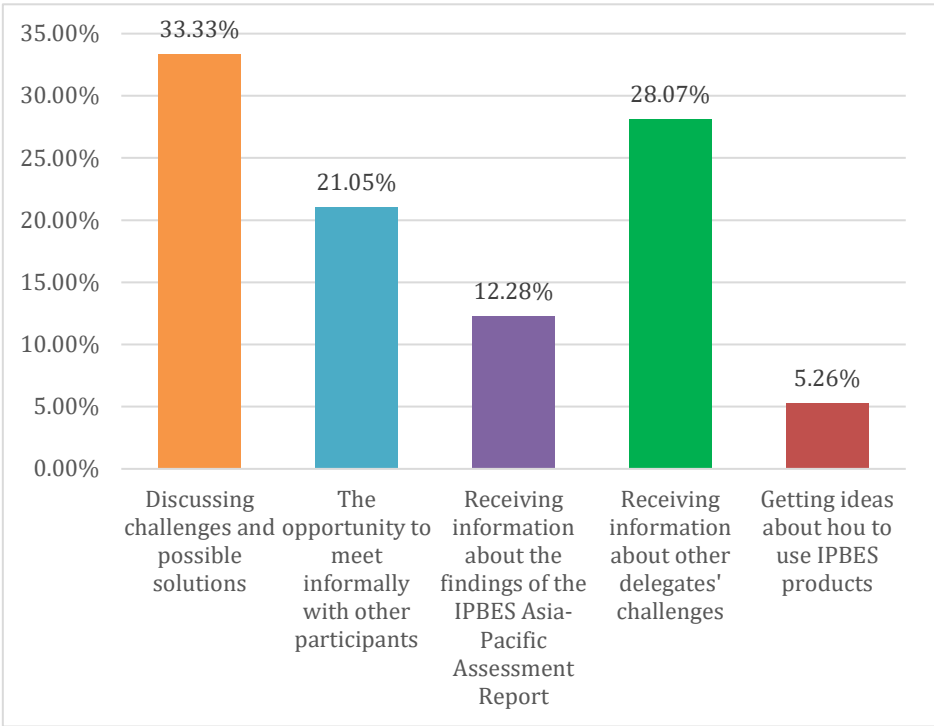
**NEW ZEALAND**

I have only recently taken up the focal point role. My team is actively involved in the generation of information to support management and policy = evidence based

# 7.7 Responses to the feedback survey from Oceania SPD participants

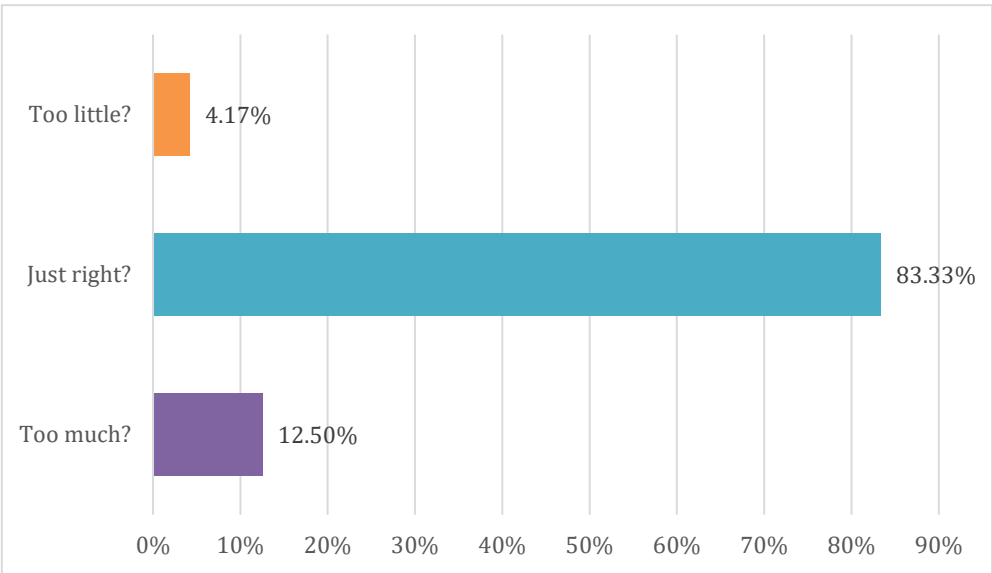
Which were the two most important aspects of the Science-Policy Dialogue?

Answered: 28 Skipped: 0



Was the amount of information provided at the Science-Policy Dialogue?:

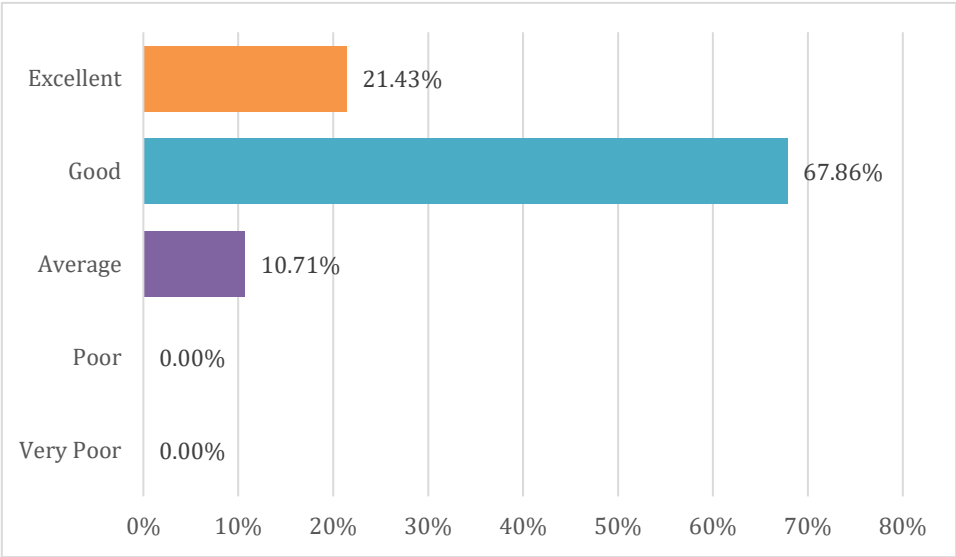
Answered: 24 Skipped: 4





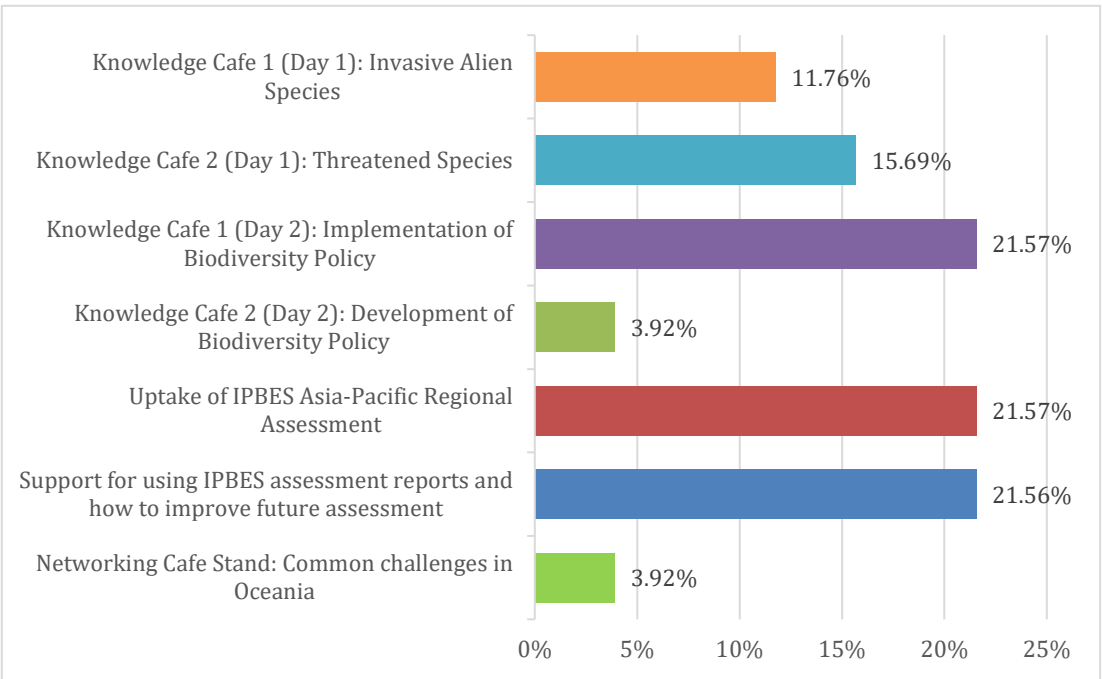
How useful would you rate the content of the Science-Policy Dialogue? Would you suggest any changes for the next time? If so, please elaborate in the comments section.

Answered: 28 Skipped: 0



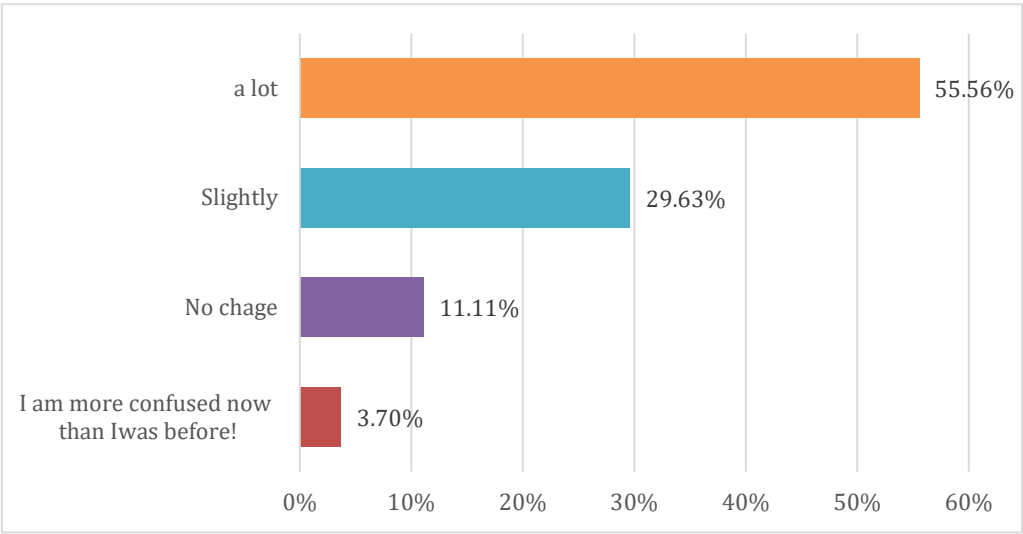
Which of the breakout groups that you joined did you find most useful or interesting, and why?

Answered: 28 Skipped: 0



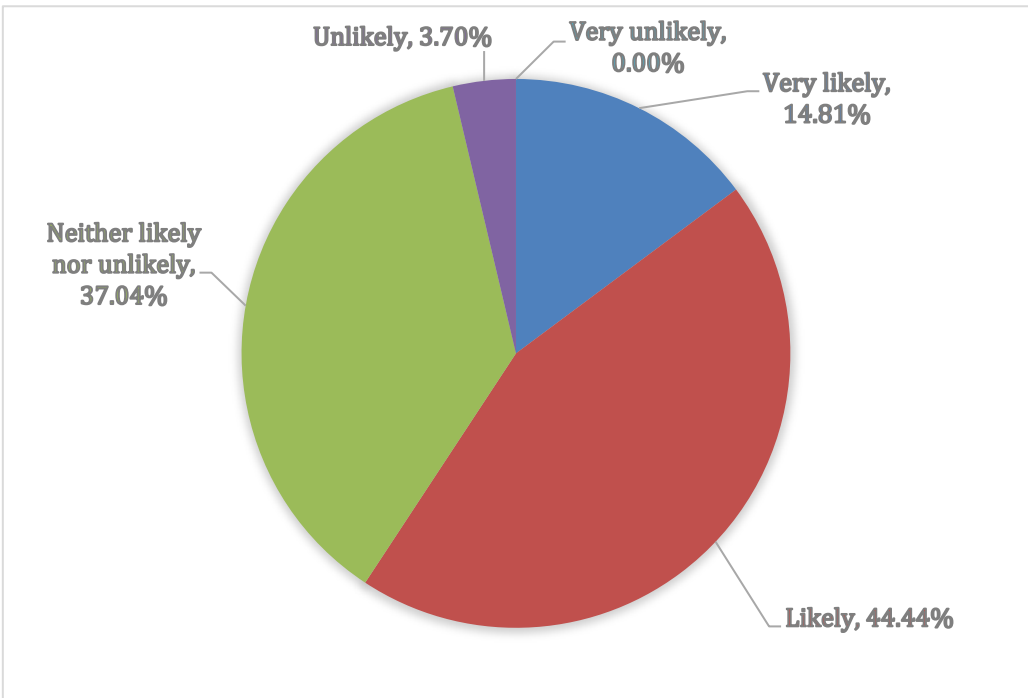
Through this workshop, how much did your understanding of the key messages of the IPBES Asia Pacific Assessment Report improve?

Answered: 27 Skipped: 1



Do you think that the IPBES regional assessment for Asia and the Pacific will make a difference to policy in your country?

Answered: 27 Skipped: 1



The Secretariat of the Convention on Biological Diversity

413 St. Jacques, Suite 800, Montreal, Quebec, H2Y 1N9 Canada

TEL: + 1 (514) 288 2220

FAX: + 1 (514) 288 6588

E-mail: [secretariat@biodiv.org](mailto:secretariat@biodiv.org)

Website: <http://www.biodiv.org>

This report is prepared and submitted by Institute for Global Environmental Strategies (IGES) and Asia-Pacific Network for Global Change Research (APN). “Capacity Building Project for the Implementation of IPBES Asia-Pacific Regional Assessment” is supported from the Government of Japan through the Japan Biodiversity Fund.

For inquiries, please contact IGES at [cbdjf@iges.or.jp](mailto:cbdjf@iges.or.jp)

Copyright © 2020 Secretariat of the Convention on Biological Diversity

All rights reserved.

Cover photo credits: APN

---

Disclaimer: The designations employed and the presentation of the material in this publication do not imply the expression of any opinion whatsoever on the part of CBD, JBF, IGES, APN nor the Governments of Australia and Japan concerning the legal status of any country, territory, city or area or its authorities, or concerning delimitation of its frontiers or boundaries. Moreover, the views expressed do not necessarily represent the decision or the stated policy of the above institutions, nor does citing of trade names or commercial processes constitute endorsement.